



TP Western Odisha Distribution Limited



ARR, OPEN ACCESS, TARIFF PROPOSALS FY 22-23

INCLUDING TRUING UP FOR FY 20-21



Lighting up Lives!

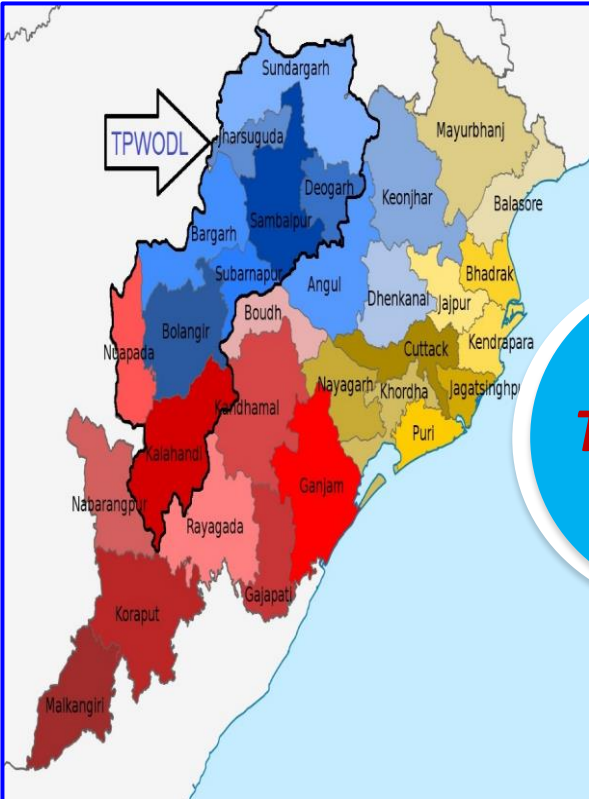
TPWODL AT A GLANCE



88 Lakhs
Population Served

21.86 Lakhs
Consumer Base

48,373 sq. Kms
Distribution Area



9 revenue districts of Odisha.

Sundergarh

Jharsuguda

Deogarh

Sambalpur

Bargarh

Bolangir

Sonepur

Kalahandi

Nuapada

5 distribution Circles :
Rourkela
Sambalpur
Bargarh
Bolangir
Kalahandi

17 Division & 57 Sub-divisions

TPWODL

201 sections

33/11 kV
PSS:294

No. of Power
Transformers: 649

No. of Distribution
Transformers: 68800

33KV Line:
5036 KM

11KV Line:
47,857 KM

LT Line:
56,318 KM

AGENDA

**ARR & RST Application
for FY 22-23**

*(Application for
approval of ARR & RST
Case no 109 of 2021)*

**OPEN ACCESS Charges
Application for FY 22-23**

*(Application for
approval of wheeling
charges & CSS
Case no 113 of 2021)*

**TRUING UP Application
for FY20-21**

*(Application for
approval of Truing Up
for FY 20-21
Case no 116 of 2021)*

**MAJOR HIGHLIGHTS &
INITIATIVES**

*(Safety, consumer
centric, operational
excellence, employee
connect & recognition)*



Application for approval of ARR & RST FY 22-23

Case No 109 of 2021

ARR PROPOSAL FY 22-23

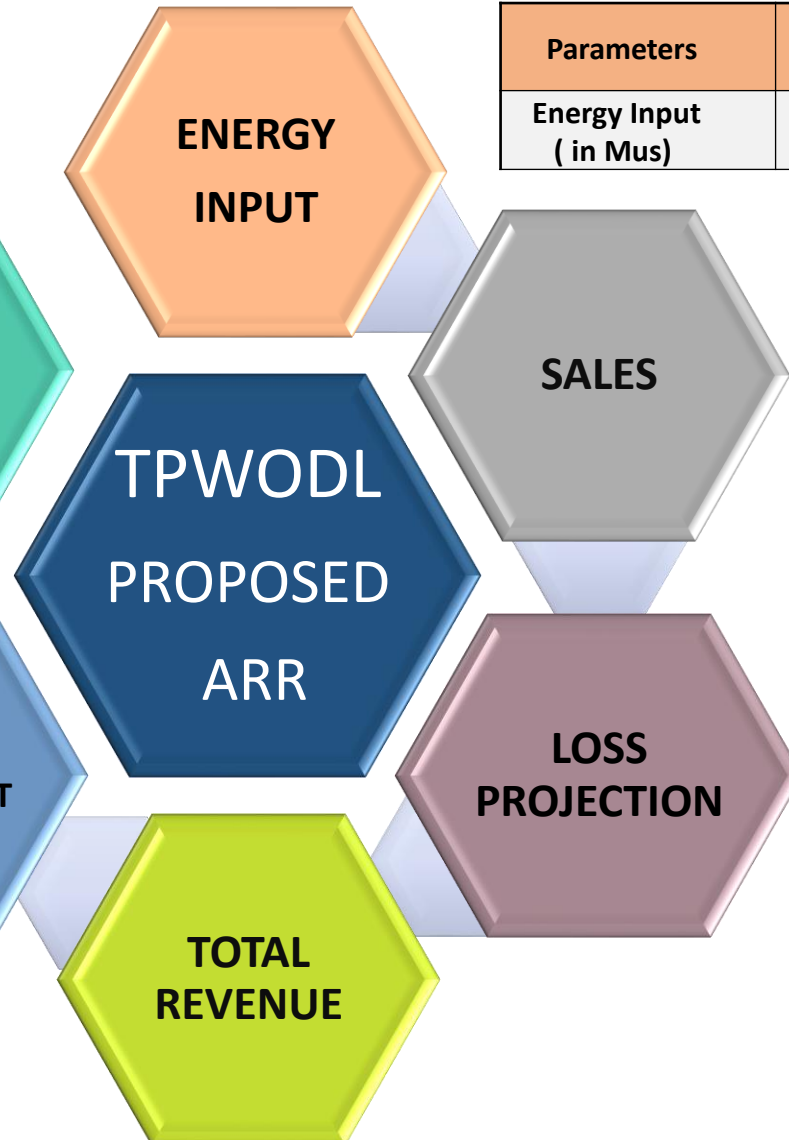


Parameters	FY21 (Actual)	FY22 (Estimated)	FY23 (Proposed)
Energy Input (in Mus)	7625	8600	9000

Parameters	FY21 (Actual)	FY22 (Estimated)	FY23 (Proposed)
LT	2635	3260	3510
HT	1777	1800	1850
EHT	1299	1700	1750
Total (in Mus)	5714	6760	7110

Loss Parameters	2020-21 (Actual)	2021-22 (Estimated)	2022-23 (Proposed)
Over all Distribution Loss(%)	25.07	21.40	21.00
Collection Efficiency(%)	97.71	96.00	96.00
AT& C Loss (%)	26.78	24.54	24.16

Parameters	LT	HT	EHT	Total
Proposed Revenue in FY 22- 23 in Cr	1591	1159	1288	4038



Revenue Gap - Rs. 180 Cr

Revenue Requirement for FY 22-23 including RoE - Rs 4219 Cr



TARIFF RATIONALISATION PROPOSALS FY 22-23

1. PROPOSALS ON RE POWER(1/2)

Levy of CSS on RE Power

- Presently **CSS & 80%** of Transmission and wheeling is exempted on RE power
- Most of the states have **already abolished exemption on CSS**
- Procurement of RE power has increased **600%** in the current year as compared with last year
- Cost of RE power has reduced considerably and separate power market (GDAM) also encouraging sourcing of same
- In line with other states **all DISCOMS prays for levy of CSS, Transmission & wheeling charges on RE power**
- Benefit will be passed on to consumer to protect **tariff shock**

Source of Drawal	Open Access Drawal FY22 (upto Dec-21)	Applicability of CSS (YES/NO)
RE Drawal	2100	NO
CGP Drawal	1000	NO
Others	1350	YES
Total	4450	

State-wise waiver of OA charges on RE Power

State	CSS on RE Power
Odisha	100% waiver
Maharashtra	100% levy
Haryana	100% levy
Rajasthan	100% waiver
Madhya Pradesh	100% levy
Uttar Pradesh	100% waiver (solar)
Gujarat	50% levy(wind/hybrid) & 100% levy(solar)
Andhra Pradesh	100% levy
Karnataka	100% levy
Tamil Nadu	60% waiver(solar) & 70% waiver(wind)
Jharkhand	100% levy
West Bengal	100% levy
Chhattisgarh	50% levy



1. PROPOSALS ON RE POWER(2/2)

Drawl of RE power with premium rate

- Most of the CGPs are pursuing for RE power to mitigate their **RE obligation**
- Presently on account of non levy of CSS on RE power they are purchasing through **open access**
- GRIDCO is sourcing RE power from different generators and supplying to DISCOM in entirety
- GRIDCO will pass on the RE power to DISCOM with **certification mechanism** and in turn DISCOM will pass on the same to intending industry
- The additional price will be utilized towards **subsidized category** of consumers
- **Win-Win situation** for the industry as well as other stakeholders
- Pre-condition: Allocation shall be made on **first come first serve** basis
- The premium price may be fixed by **Hon'ble Commission**

Approved RE power as per GRIDCO ARR FY22-23 (MU)	Scope for opting RE Power(in MU) in TPWODL
3330	1000

2. ENHANCED BENEFIT TO LT DOMESTIC & LT GP SINGLE PHASE CONSUMERS



Incremental digital rebate for LT Domestic, LT GP single phase & Single-phase irrigation consumers

- The consumer coverage in LT sector is still **lagging**
- To increase coverage DISCOMs are proposing to increase **the digital rebate from 2% to 3% for LT 1-ph Domestic & GP category**
- This benefit may be extended to 1-ph Irrigation consumers also
- **Incidental cost** towards collection can be avoided.
- **Collection efficiency** will increase

Parameters	Annual Collection (In Cr)	Existing Digital Rebate @2% (In Cr)	Proposed Digital Rebate@ 3% (In Cr)
With existing digital discount	10	0.2	0.3
Collection Cost @5%(In Cr)		0.5	0.5
Saving(In Cr)		0.3	0.2
N.B-With proposed increase in digital rebate on incremental collection net saving would be more.			

Discount to Domestic Rural Consumers

- Presently LT rural consumers are eligible for additional rebate of **5 p/u** if paid within due date if consumed on actual meter reading
- DISCOMs are proposing to increase the rebate from **5 p/u to 10 p/u**
- Consumer will be encouraged to **draw through correct meter**
- Lead to **payment of bill on time**
- **Rural LT sector coverage** will improve

Parameters	Annual Rural Sale(In MU)	Existing Rebate @5 paise/u (In Cr)	Proposed Rebate@ 10 paise/u (In Cr)
With existing discount	1100	5.50	11
Sales(in Cr)	495		
If extended Collection Efficiency & consumer coverage will be increased.			

3. PROPOSAL ON RAILWAY & MEGA LIFT POINTS



Inter DISCOM Feed extension to Railway

- Railway is a **premier consumer** of all DISCOMs
- Now railway is extended with feed extension within the same DISCOM without levy of penalty
- TPWODL is requesting approval for **Inter DISCOM feed extension to Railway**
- **Revenue contribution** of railway is in **higher slab of tariff** with load more than **200 MVA (under TPWODL)**
- Railway is controlling rail movement to avoid inter DISCOM **over drawal penalty** due to feed extension
- Now all the DISCOMs are with same management & **Railway is drawing power through OPTCL network across the state**
- The licensee envisages **increase in consumption** if inter DISCOM feed extension penalty would be removed
- Railway is pursuing since long citing use of OPTCL network only

Creation of Category for Mega lift points under EHT

- **Govt. of Odisha promoting Mega lift points** at different places with an intention for **pure water to all**
- Under present RST mechanism irrigation consumers are **covered under LT & HT**
- However, no such category under EHT has been defined
- In absence of tariff under EHT a mega lift connection with **12.5 MVA load connected in 132 Kv level is being billed with HT tariff (TPWODL area)**
- Therefore, the licensee proposes a separate irrigation category under EHT with demand charges **Rs.250 per kVA** and energy charges as decided by Hon'ble Commission may be fixed
- Separate Tariff Category for Consumer having **load greater than 15 HP** for Agricultural Category.
- **Separate Tariff Class** for Mega Lift Irrigation Projects.

4. PROPOSALS FOR INDUSTRIES (1/4)

Special tariff to steel industry

- More than **50 steel industries** under TPWODL area have **closed in recent past** and most are **shifting** their units to adjacent states due to **cheaper price**
- TPWODL **retained 12 steel industries** (stand-alone induction units) with special tariff as approved by Hon'ble Commission **in case no.68 of 21 valid till 31st March-22**
- Contribution of steel industries under HT sector helps licensee to **bear higher BSP**
- To protect such industries TPWODL is proposing to provide special tariff to all steel industry having **load >1MW at 33 KV level & No CGP**
- It will **improve socio-economic condition** of the state
(75-80)% LF :-8%,
(80-90)% LF :-9%,
(> 90)% LF :-10% discount on total energy charges)

However, steel industries in response to ARR of DISCOMs pleading higher rebate

Proposal	CD (in MVA)	Present Drawal (in MU)	Risk of loosing - Monthly Margin over and above BST & Transmission Charges if Closed (In Cr)	Financial Impact on Proposed Discount assuming @ max of 10% (in Cr)	Net Monthly Saving if retained (In Cr)
Steel Industry	90	60	12.6	3.36	9.24

State wise tariff comparison

State	Name of Licensee	Per Unit Cost in Rs
Jharkhand	DVC	Rs.3.82/Unit
	JBVNL	Rs.5.15/Unit
	TSL	Rs.5.60/Unit
Chhattisgarh	Chhattisgarh State Power Distribution Company LTD.	Rs.6.49/Unit
Chhattisgarh after revision in Tariff wef-Aug-21	Chhattisgarh State Power Distribution Company LTD.	Rs.5.59/Unit
Odisha	TPCODL, TPWODL, TPSODL, TPNODL	Rs.6.21/Unit
Odisha (As per given proposal)	TPCODL, TPWODL, TPSODL, TPNODL	Rs.5.77/Unit

Proposed discount is still not competitive

4. PROPOSALS FOR INDUSTRIES (2/4)



Special tariff for industries those who have closed their units if reopen/starts

- The licensee has attempted to reopen the closed industries
- So, a Special tariff for closed industries who want to reopen can avail **discount of 50 p/u on incremental units** over & above previous years monthly avg consumption if Hon'ble Commission approves
- Running of industries will help **growth of industrialization**
- Create **employment opportunity**
- Improvement in **national GDP**
- Benefit to **subsidized category** of consumers
- **Tariff shock** will be avoided

Proposal	Present Drawal	Expected load (in MVA)
Reopening of closed units	0	30

Special tariff for existing industries who have no CGP for drawl of additional power beyond CD of 10 MVA

- The Licensee has proposed **higher consumption in HT & EHT** for FY 22-23 because of own CGP drawal of such industries are reducing
- So to **compensate/retain** HT & EHT sale the DISCOM is proposing special rate if industry assures consumption of **85% LF**
- **No demand charges** for the additional quantum beyond existing CD
- Interested industry has to pay a flat rate for the consumption beyond 60% L.F
(HT it is Rs.4.75 p/u & EHT it is Rs.4.70 p/u)
- This will help the consumer to **compete** in the market with other industries

Proposal	Expected load (in MVA)
Industries having no CGP	20

4. PROPOSALS FOR INDUSTRIES (3/4)

Special tariff for Existing industries having CGP if assured 80% LF of existing CD

- Across the state around 70 industries are having their CGP and drawing less power from DISCOM (10% L.F. to 20% LF)
- Industries **higher consumption** yield **higher tariff** up to 80% L.F. & **state surplus power** can be sold for **benefit of all stake holder**
- Special Tariff to be settled through **bi-partite agreement** with consumers
- Interested Industry has to pay Rs. 4.05/Unit with Highest BSP as approved (Rs.3.37p/u)+ Transmission charges (Rs.0.28p/u)+ Discom margin (Rs.0.27 p/u) & additional margin (Rs.0.13p/u) to be passed on to GRIDCO.
- Industries can get **cheaper/competitive power**
- Industries may **avoid open access power**
- Industries can **opt to close their CGP**
- Lead to **economic development of the state**
- Lead to **tariff reduction**

Special tariff for Industries for temporary business requirement

- To meet temporary needs on **special occasions** or **seasonal business**
- Industries have to bear **10% higher charges** on both normal demand and energy component
- Additional consumption will contribute towards **revenue enhancement** and would be passed on to **LT sector**
- Help to **protect risk of tariff enhancement**
- DISCOM to manage with approved SMD **without additional burden to GRIDCO**

Proposal	Expected annual sale (in MW)
Industries for temporary business requirement	30

* Considered for 4 Months only.

4. PROPOSALS FOR INDUSTRIES (4/4)



Special Tariff for upcoming new industries with guaranteed period of business continuity

- Govt. of Odisha is **promoting industrialization**
- Industrialization will help in **more employment** and **development of socio economic condition**
- Contribute towards **subsidized sector**
- Business continuity for **5 years** will also help towards **economic growth**

Discount (based on total consumption) :

1st year - 50 p/u

2nd year- 40 p/u

3rd year- 30 p/u

- No open access allowed for initial three-years.
- Incase industry intends to opt out before initial three years the benefits so availed shall be withdrawn along with recovery of other applicable Fixed Cost for the unexpired period of 5 year.
- Pre-condition: Industry opting out prior to 5 year shall bear the benefit already availed
- ASD/BG to protect continuity of business

Proposal	Present Drawal (in MU)	Expected load (in MVA)
Opening of new industries	0	20

5. OTHER PROPOSALS (1/2)



Summation metering at OPTCL end & replacement of NON-DLMS meters

- Hon'ble Commission introduced **kVAh billing** w.e.f 4th April-21
- DISCOMs are billing based upon **OPTCL meter at grid substation** end to most of the EHT consumers
- Presently most of the OPTCL meters are **non-DLMS** meters which leads to **difficulty in integration with all parameters during billing**
- So DISCOM request Hon'ble Commission to direct OPTCL for replacement of all non DLMS meters with DLMS and **fixation of summation meters where multiple meters are available**
- It will help in **improvement of energy accounting & high value consumer satisfaction**

Introduction of Amnesty arrear clearance scheme for LT non industrial category of consumer

- DISCOMs are committed for arrear collection and this will **improve collection efficiency**
- **Additional collection** will be paid to **GRIDCO over and above committed amount**
- Will help **encouragement for out of court settlement**
- Alternately, **caping of two years old case** for disputed arrear may be lifted

5. OTHER PROPOSALS (2/2)



Charges for line extension to LT single phase connection up to 5 Kw

- The present level of **Rs.5000 per span** for LT extension is **insufficient**
- DISCOMs requesting for an amendment to **Rs.9300 for single phase & Rs.12000 for three phase**
- **Actual cost** is much **higher** in many cases
- Even if for single pole or two poles cases the transportation, loading & unloading, erection cost is much higher

The [detailed expenditure](#) chart for line extension- LT 3 PH Line & LT 1 PH Line

Rebate on prompt payment of BST bill

- Presently GRIDCO is offering **2% rebate on prompt payment within 2 days & 1% if paid within 30 days**
- DISCOMs are proposing **rebate on proportionate basis** :
 - 2% rebate on full/partial payment within 3 days
 - 1.5% up to 15 Days thereafter
 - 1 % if cleared within 30 days
- This will help in **cash flow of GRIDCO**
- Graded Rebate for prompt payment prior to Due Date to Gridco and OPTCL
- In addition to graded rebate, additional rebate of 0.075% per day for any payment made on provisional basis prior to receipt of Bill but not before 1st of the relevant month.
- **Discount on Power Purchase Bill of Gridco/OPTCL and SLDC:** Clarification of applicability of Discount when Due date falls on a holiday and payment is made on next Working day.



ARR FY 22-23 IN DEPTH

PROPOSED REVENUE AT EXISTING TARIFFS

LT CATEGORY

SL. NO.	Category of Consumers	No of Consumers	Contract Demand	Net Revenue after incentive /surcharge & penalty
	Units	Nos.	MVA	Rs. Crores
1	Kutirjyoti (<=30KWH)	218161	86.78	20.94
	DOMESTIC	1866924	2062.70	1033.05
	Total Domestic	2085085	2149.45	1054.00
2	Total General Purpose (<100 KW)	101871	305.55	293.00
3	Irrigation Pumping and Agriculture	79326	248.51	84.47
4	Allied Agricultural Activities	104	1.99	1.13
5	Allied Agro-Industrial Activities	324	3.99	1.60
6	Public Lighting	2649	10.30	24.38
7	LT Industrial (S) Supply	3819	37.69	15.31
8	LT Industrial (M) Supply	1402	67.81	47.39
9	Specified Public Purpose	10839	33.03	25.10
10	Public Water Works<100KW	4632	28.83	40.71
11	Public Water Works >=100KW	10	1.78	4.17
12	General Purpose (>= 110 Kva)	1	0.20	0.25
	LT TOTAL	2290062	2889.12	1591.51

HT CATEGORY

SL. NO.	Category of Consumers	No of Consumers	Contract Demand	Net Revenue after incentive /surcharge & penalty
	Units	Nos.	MVA	Rs. Crores
1	Bulk Supply-Domestic	26	9.45	6.68
2	Irrigation Pumping and Agriculture	29	88.50	9.89
3	Allied Agricultural Activities	13	2.86	0.64
4	Allied Agro-Industrial Activities	7	1.86	1.73
5	Specified Public Purpose	67	27.18	16.46
6	General Purpose (>=110 KVA)	156	59.35	84.36
7	Public Water Works & Sewage Pumping	46	14.50	18.39
8	Large Industry	670	313.63	605.78
9	Power Intensive Industry	13	89.30	327.41
10	Mini Steel Plant	4	29.50	85.94
11	Colony Consumption	0	0.00	2.04
	HT TOTAL	1031	636.10	1159.32

EHT CATEGORY

SL. NO.	Category of Consumers	No of Consumers	Contract Demand	Net Revenue after incentive /surcharge & penalty
	Units	Nos.	MVA	Rs. Crores
1	General Purpose	1	0.11	
2	Large Industry	10	103.25	178.19
3	Railway Traction	16	224.50	360.60
4	Heavy Industry	3	248.56	321.49
5	Power Intensive Industry	5	411.67	395.77
6	Mini Steel Plant	1	5.00	5.26
7	Emergency Supply to CPP	2	8.00	2.57
8	Colony Consumption	0	0.00	24.01
9	Special Tariff	0	0.00	0.00
	EHT TOTAL	38	1001.083	1287.88

REVENUE GAP(+) / SURPLUS(-) FY21-22 & FY22-23



Revenue Gap with Estimated T&D (21.4%)-Current Year FY21-22

Parameters	Rs Cr
Expenditure including tax on ROE	4218.19
Reasonable return on ROE after tax	48.00
Sub Total	4266.19
Revenue from sale of power at existing tariffs	3874.40
Revenue from sale of additional power through TPA	228.48
Non Tariff Income	259.00

Revenue GAP(+)/Surplus(-) -95.69

Revenue Gap with approved T&D (19.6%) Current Year FY21-22

Parameters	Rs Cr
Expenditure including tax on ROE	4148.10
Reasonable return on ROE after tax	48.00
Sub Total	4196.10
Revenue from sale of power at existing tariffs	3874.40
Revenue from sale of additional power through TPA	228.48
Non Tariff Income	259.00

Revenue GAP(+)/Surplus(-) -165.78

Revenue Gap with projected T&D(21%) FY22-23

Parameters	Rs Cr
Expenditure including tax on ROE	4534.42
Reasonable return on ROE after tax	48.00
Revenue Surplus (-) FY 21-22	-95.69
Sub Total	4486.74
Revenue from sale of power at existing tariffs	4038.71
Non Tariff Income	267.69

Revenue GAP(+)/Surplus(-) 180.33

Revenue Gap with approved T&D (19.6%) FY22-23

Parameters	Rs Cr
Expenditure including tax on ROE	4477.22
Reasonable return on ROE after tax	48.00
Revenue Surplus (-) FY 21-22	-165.78
Sub Total	4359.44
Revenue from sale of power at existing tariffs	4038.71
Non Tariff Income	267.69

Revenue GAP(+)/Surplus(-) 53.04

REVENUE GAP ANALYSIS FY 22-23



Parameters	Approved For FY21-22 (In Cr)	Estimated for FY21-22 (In Cr)	Projection for Ensuing Year FY22-23 (Rs. In Cr)
<u>Power Purchase Cost (A)</u>	8600 Mus	8600 MUs	9000 Mus
Total power purchase cost	3140.48	3135.5	3286.44
Additional power for TPA- 511Mus (21-22)	-	179.65	
<u>Distribution Costs (B)</u>			
a) <u>Employees cost</u>	409.49	504.55	650.24
b) <u>Repair and Maintenance cost</u>	160.00	160.00	278.52
c) <u>Admin. & General Expenses</u>	103.39	103.59	151.77
d) <u>Provision for bad and doubtful debts</u>	27.42	38.74	40.38
e) <u>Depreciation</u>	36.24	30.94	49.40
f) <u>Interest on loans and Working capital</u>	34.37	27.96	62.13
g) <u>Interest on Security Deposits</u>		35.00	38.56
h) Return on equity Net of Tax	48.00	48.00	48.00
i) Tax on ROE		16.14	16.14
j) Carrying Cost on Reg. assets/liabilities			-7.12
k) Less expenses capitalized (Emp Costs)		10.78	21.18
l) Less interest capitalized		3.11	10.87
m) Reg. asset/Liabilities			-95.68
Total Distribution cost	818.91	951.04	1295.98
TOTAL (A +B)	3959.39	4266.19	4486.73
<u>Less Miscellaneous receipts</u>	237.45	259.00	267.69
Total Revenue Requirement	3721.24	4007.19	4219.04
Revenue from tariffs (full year)	3705.45	3874.40	4038.56
Additional Rev from Special TPA		228.48	0.00
Revenue Gap(+) / surplus(-)	16.49	-95.68	180.33

PROPOSED CAPEX FY 22-23



Capex Progress Plan upto March 22

Particulars	OERC Approved Budget	Capitalization planned till Mar-22	Balance
Statutory, Safety and Security	98.48	78.79	19.70
Loss Reduction	42.48	33.99	8.50
Network Reliability	48.91	39.13	9.78
Load Growth	39.71	31.77	7.94
Technology and Civil Infrastructure	103.55	82.84	20.71
CAPEX TOTAL	333.13	266.50	66.63

Proposed CAPEX for FY 22-23

Particular	Proposed Capex for FY 22-23	Carry forward from FY 21-22	Total Capex for FY 22-23
Statutory, Safety and Security	53.00	19.70	72.70
Loss Reduction	78.86	8.50	87.36
Network Reliability	120.40	9.78	130.18
Load Growth	176.00	7.94	183.94
Technology & Civil Infrastructure	153.92	20.71	174.63
Total	582.20	66.63	648.83

***ALL FIGURES IN CR**



Application for approval of Open Access Charges FY 22-23

Case No 113 of 2021

DETERMINATION OF WHEELING CHARGES

Sl No.	Cost/Income Component	ARR for FY 22-23 (In Cr)	Assumption Ratio for consideration in Wheeling Business	Assumption Ratio for consideration in Retail Supply Business	Wheeling cost for FY 2022-23 (In Cr)	Retail supply Cost for FY 22-23 (In Cr)
1	Cost of Power	3033	0%	100%	195.46	2837.54
2	Transmission Charges	252	0%	100%	16.24	235.76
3	SLDC Charges	1.44	0%	100%	1.44	0
	Total power purchase cost *	3286.44			213.14	3073.3
	O&M					
4	Employee Cost	629.06	60%	40%	377.44	251.63
5	Repair & Maintenance Cost	278.52	90%	10%	250.67	27.85
6	Administrative & General Expenses	151.766	40%	60%	60.71	91.06
7	Bad & Doubtful Debt including Rebate	40.39	0%	100%	0	40.39
8	Depreciation	49.3974	90%	10%	44.46	4.94
	Interest on Loans	0			0	0
9	for Capital loan	18.66	90%	10%	16.79	1.87
10	for Working capital	32.61	10%	90%	3.26	29.35
11	Interest on Security Deposits	38.57	0%	100%	0	38.57
12	Return on Equity	48	90%	10%	43.2	4.8
13	Tax on ROE	16.15	90%	10%	14.53	1.61
14	Carrying cost on Regulatory Assets/Liabilities	-7.13	90%	10%	-6.42	-0.71
	Special Appropriation	0			0	0
15	Amortization of Regulator Assets	0	25%	75%	0	0
16	True Up of Current year	-95.69	25%	75%	-23.92	-71.77
17	Other, if any-Contingency Reserve	0	90%	10%	0	0
	Grand Total	4486.74			993.86	3492.88
	Miscellaneous Receipt					
18	Non-Tariff Income - Wheeling		as per actual assumption	as per actual assumption		
19	Non-Tariff Income - Retail Business	267.69	as per actual assumption	as per actual assumption		

*** Allocation of power purchase cost towards wheeling has been made considering 8% Loss on input after effecting EHT sale.**

	EHT	HT
Total Sale (MU)-proposed for 22-23	1750	1850
Input (MU)-Proposed for 22-23	1750	2430
Loss (MU)	0	580
Input received in the system(MU)	9000	7250

Wheeling cost per kwh is 137 paise
The calculation for the same is:

Total wheeling cost for FY 22–23(in Cr)
Input received in the system from HT(in MUs)

$$\left[\frac{993.86}{7250} \times 1000 \right]$$

DETERMINATION OF CSS



Determination of Surcharge for EHT category of Consumers

Total EHT Sales proposed for FY 2022-23 in MU	Proposed ARR for EHT Category (Rs in Crore)	Average Tariff (P/KWH) (T)*	Cost of Power Purchase (P/KWH) (C)	Wheeling Charge (P/KWH) (D)	System Loss(%) (L)	Regulatory Asset (P/KWH)	Surcharge (P/KWH)(T – (C/ (1-L/100) + D + R))
1750	1288	690	365	0	0	0	325

Determination of Surcharge for HT category of Consumers

Total HT Sales proposed for FY 2022-23 in MU	Proposed ARR for HT Category (Rs in Crore)	Average Tariff (P/KWH) (T)*	Cost of Power Purchase (P/KWH) (C)	Wheeling Charge (P/KWH) (D)	System Loss(%) (L)	Regulatory Asset (P/KWH)	Surcharge (P/KWH)(T – (C/ (1-L/100) + D + R))
1850	1159	609	365	137	8	0	75

*Average Tariff has been calculated based on KVAh quantum as KVAh billing has been started from 04.04.21



Application for approval of Truing Up for FY 20-21

Case No 116 of 2021

STATEMENT OF TRUING UP CALCULATION FOR FY 20-21



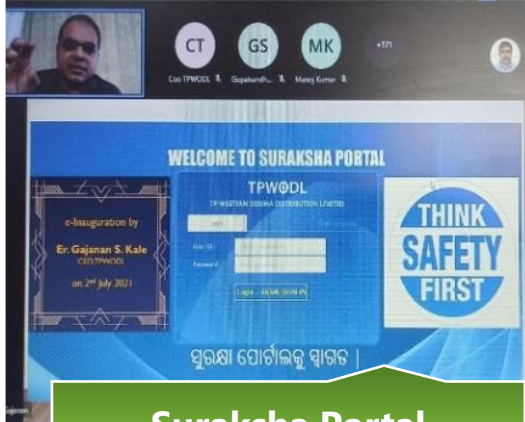
Expenditure	OERC Approved FY20-21	Wesco Utility Period (Apr-20 to Dec-20) Audited	TPWODL period (Jan21-Mar-21) Audited	Total FY 20-21 (Audited)
Cost of Power Purchase considering revise rate w.e.f 01.10.2020	2506.40	1815.64	642.95	2458.59
Transmission Cost	200.00	136.96	48.79	185.75
SLDC Cost	1.22	0.91	0.31	1.22
Total Power Purchase, Transmission & SLDC Cost(A)	2707.62	1953.51	692.05	2645.56
Employee Cost	361.02	382.47	79.85	462.32
Repair & Maintenance	92.24	14.91	5.75	20.66
Administrative and General Expenses	52.80	48.67	109.45	158.12
Provision for Bad & Doubtful Debts	23.39	350.16	8.53	358.69
Depreciation	61.40	48.31	16.40	64.71
Interest Chargeable to Revenue including Interest on S.D	53.20	87.75	10.94	98.69
Total Operation & Maintenance and Other Cost	644.05	932.27	230.92	1163.19
Return on Equity	7.78	5.838	12.00	17.84
Total Distribution Cost	651.83	938.11	242.92	1181.03
Less: Miscellaneous Receipt	191.39	233.25	29.06	262.31
Net Distribution Cost (B)	460.44	704.86	213.86	918.72
Total Special Appropriation (C)				
Total Revenue Requirement (A+B+C)	3168.06	2658.37	905.91	3564.28
Expected Revenue(Full year considering tariff revision from 01.10.2020)	3187.81	2216.74	892.89	3109.63
GAP/(SURPLUS)	(19.75)	441.63	13.02	454.65

TPWODL submits to approve gap of Rs. 13.02 Cr



MAJOR HIGHLIGHTS & INITIATIVES IN SAFETY

SAFETY INITIATIVES



**Suraksha Portal
e-Inauguration**



**Oxygen Concentrator
Distribution**




**Diploma Engg. Safety
Training**



Safety week Celebration



**Safety poster Displayed
at site**



**Safety Competition
Among the Family
Member**



**Public safety poster
displayed**



**Display of safety
Materials**

SAFETY : TRAINING SESSION TO EMPLOYEES




Working at Height



Classroom Training



CPR Training



**Use of fire
extinguisher**



Use of Neon Tester



Work site Training



SAFETY: ELECTRICAL SAFETY AWARENESS AMONG PUBLIC



SONEPUR

Sonepur Section



Ainthapali- Section



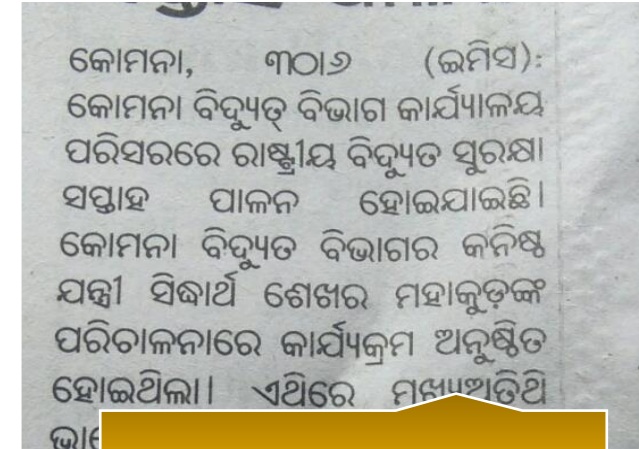
Kusumi-Section



Sasan-Section



Badabazar- Section



Badabazar- Section

DTR FENCING WORK DONE IN VARIOUS CIRCLES



Before



After

Khejuriapada DTR Fencing work



Before



After

Bhalupali DTR Fencing work



Before



After

Gopalpali DTR Fencing work



Before



After

HDFC DTR Fencing work



CONSUMER CENTRIC INITIATIVES

DIGITAL PAYMENTS & CONSUMER CENTRIC INITIATIVES

Digital Payment Options



Net banking

paytm

BillDesk

BBPS
BHARAT BILL PAYMENT SYSTEM

UPI
UNIFIED PAYMENTS INTERFACE

Added in last 2 months



DigitalSeva


SBI



Bill notification through SMS



MUDRA – Off & online
Collection App



My Tata Power App



Missed Call service –New
Connection



End to end automation
of New Connection



WhatsApp-customer
service



24x7 Call Centre

FUTURE READY CALL CENTRE

1912 /18003456798



Chief Minister's Grievance Cell
Government of Odisha




Exclusive E- Care Centre

New Service Connection missed
call services

Billing and Power supply
complaints handling

Automated complaint flow and
follow-up

Call Back Request Process
and repeat caller Popup



@TPWesternOdisha



consumercare@tpwesternodisha.com

TRAINING TO WSHGs FOR MBC ACTIVITY



Name of the Circle	Total No Of WSHG
Rourkela	7
Bolangir	9
Sambalpur	8
Bargarh	34
Kalahandi	16
Total	69

During last 2 months, another 250 SHG has been engaged & plan to engage additional 400 Nos. SHG

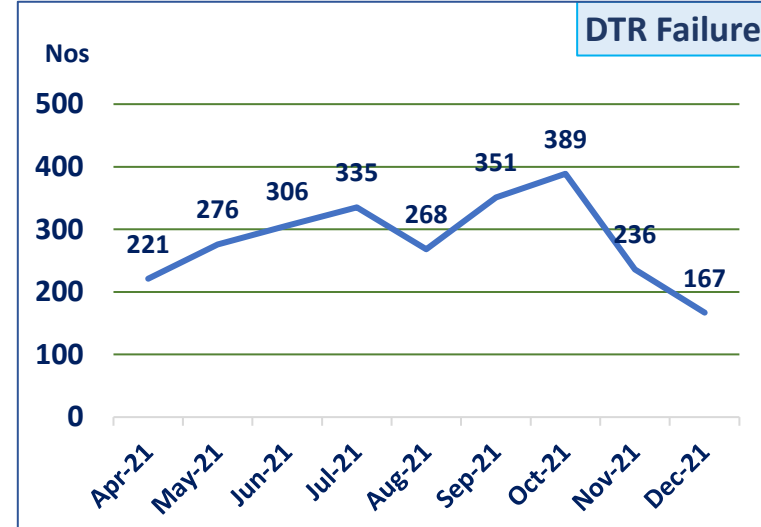
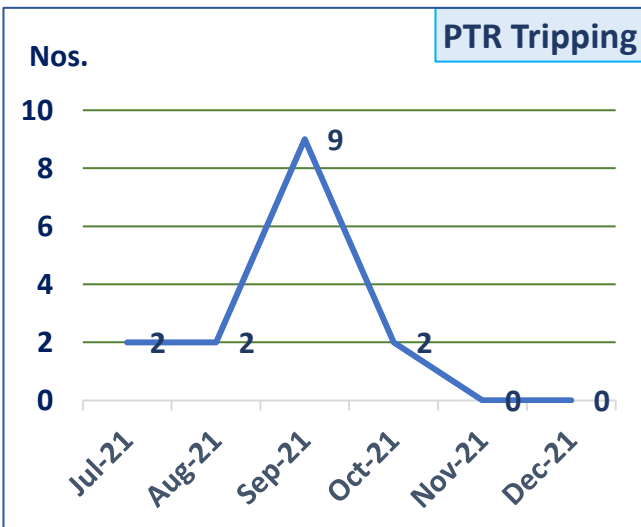
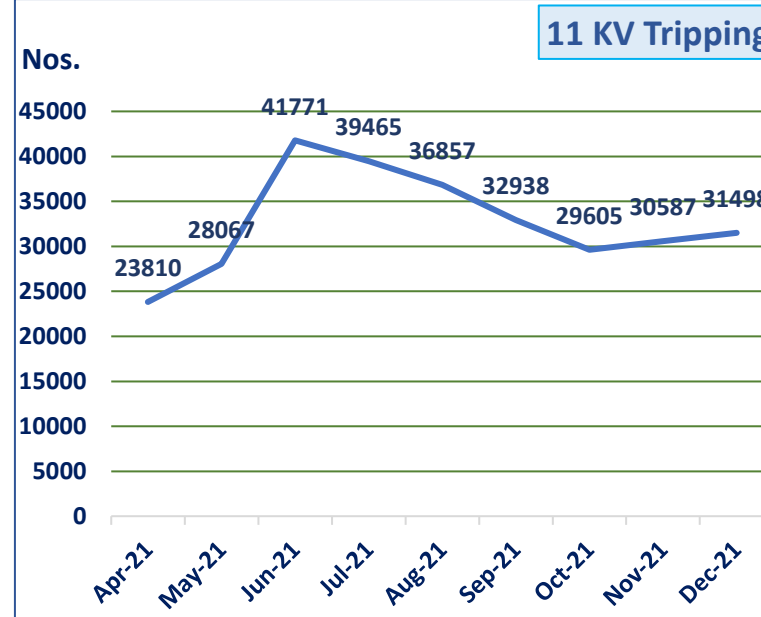
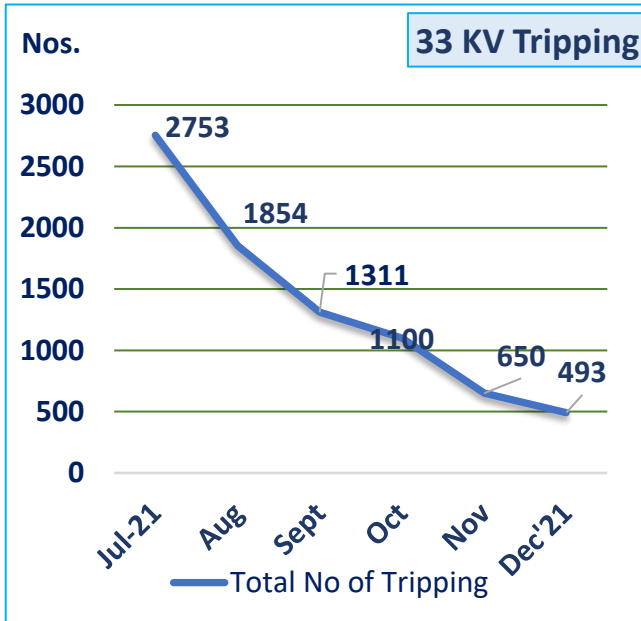
KEY HIGHLIGHTS-CONSUMER EXPERIENCE ENHANCEMENT



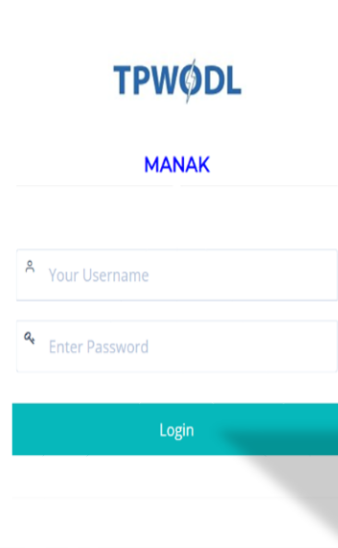
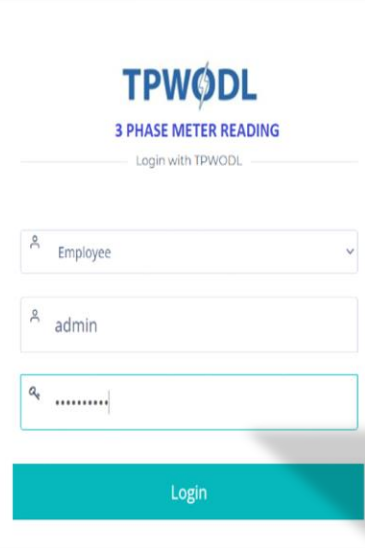
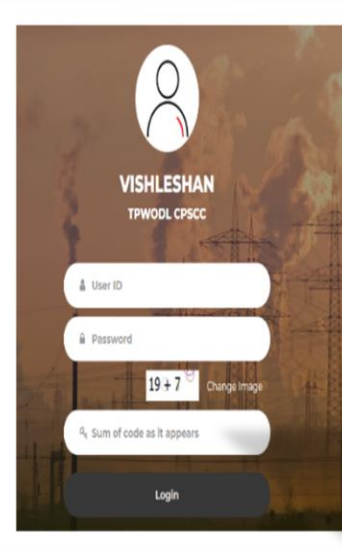
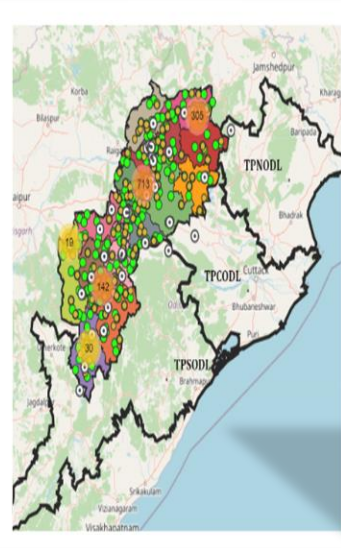




OPERATIONAL EXCELLENCE INITIATIVES

NETWORK EFFICIENCY IMPROVEMENT



IT INITIATIVES FOR OPERATIONAL EXCELLENCE

 <p>TPWODL MANAK</p> <p>Your Username</p> <p>Enter Password</p> <p>Login</p>	 <p>TPWODL 3 PHASE METER READING</p> <p>Login with TPWODL</p> <p>Employee</p> <p>admin</p> <p>19 + 7</p> <p>Sum of code as it appears</p> <p>Login</p>	 <p>VISHLESHAN TPWODL CPSCC</p> <p>User ID</p> <p>Password</p> <p>19 + 7</p> <p>Sum of code as it appears</p> <p>Login</p>			
<h3>MANAK</h3> <ul style="list-style-type: none"> Capturing the meter change activity in centralized Database More precise data with various validation 	<h3>3 Phase meter reading app</h3> <ul style="list-style-type: none"> Collection of accurate meter reading data with image verification <ul style="list-style-type: none"> Availability of data in centralized DB for report generation 	<h3>VISHLESHAN</h3> <p>App for capturing and sharing of unplanned tripping/outage to monitor & reduce tripping /outages</p>	<h3>WEB-GIS</h3> <p>Enhanced the visualization and radiality of PSS Viewing & analysis PSS/GSS details with SLD</p>	<h3>Satellite Phone</h3> <ul style="list-style-type: none"> Enable communication in Disaster Situation Installed at 9 locations including HO, West Wing, PSCC, Jharsudga, and 5 Circles 	<h3>Face Detection Attendance</h3> <ul style="list-style-type: none"> Enable touch free attendance to comply COVID Situation Centralized Data Management & Accessibility Installed at 9/94 Locations



EMPLOYEE CONNECT & RECOGNITION

EMPLOYEE CONNECT



Bargarh Circle Town Hall



Rourkela Circle Town Hall



Corporate Town Hall



Kalahandi Circle Town Hall



Bolangir Circle Town Hall



Sambalpur Circle Town Hall



CEO Town Hall addressed by CEO – Joined both offline and online by Employees of TPWODL



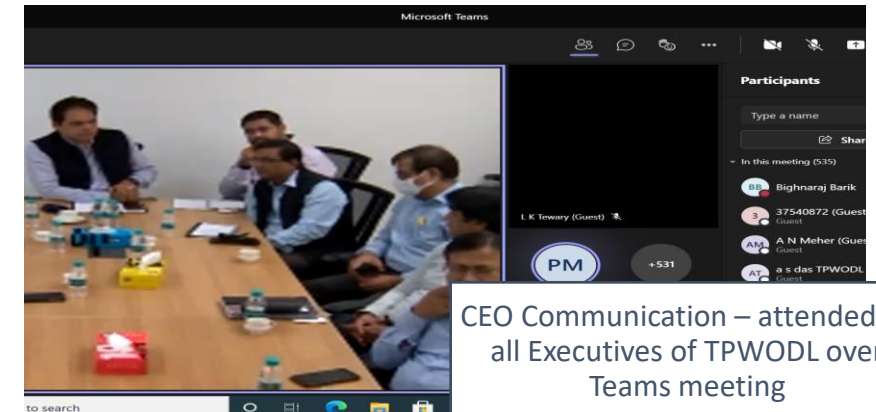
HR @ Bolangir Locations



HR @ Rajgangpur Locations



HR @ Sonepur Locations



CEO Communication – attended by all Executives of TPWODL over Teams meeting

EMPLOYEE REWARDS & RECOGNITION

Prashansa: Reward & Recognition Program Both Virtual & Physical for across locations



Prashansa: Reward & Recognition Program Both Virtual & Physical for across locations



Reward & Recognition for the YAAS Fighters & Enforcement Team



*Disclaimer: The contents of this presentation are private & confidential.
Please do not duplicate, circulate or distribute without prior permission.*



Thank You!

ESTIMATED COST OF LINE EXTENSION



Probable Expenditure for erection of one span- LT 3 PH Line										
Sl. No.	Description of materials (Transportation Erection)	Unit	Qty	Unit Rate	5%=(3% Stock & Storage+2% T&P)	Supply Rate	Supply Amount	Erection Rate	Erection Amount	Total Amount
1	2	3	4	5	6=(5% of 5)	7=(5+6)	8=(4x7)	9=(19.5% of 5)	10=(4x9)	11=(8+10)
1	Arial Bunch Conductor (ABC) with 1x35mm.sq.(for Phase)+1x25mm.sq. Catenary (Neutral)	Km.	0.032	127440		127440	4078	24851	795	4873
2	Pole Clamp for AB Cable	Pair	2	236		236	472	46	92	564
3	Dead end Clamp (For ABC)	Nos.	2	77		77	153	15	30	183
4	Eye Hook for AB Cable	Nos.	2	71		71	142	14	28	169
5	Neutral Connector Type B	Nos.	1	39		39	39	8	8	47
6	LT Stay Set	Nos.	1	614		614	614	120	120	733
7	7/12SWG Stay wire	Kg.	6	89		89	531	17	104	635
8	LT Stay Clamp (1.40 Kg./Pair)	Pair	1	130		130	130	25	25	155
9	LT Stay Insulator	Nos.	1	35		35	35	7	7	42
10	Earthing Coil	Nos.	1	196		196	196	38	38	234
11	G.I. Nut & Bolts(Assorted size)	Kg.	1	92		92	92	18	18	110
12	Piercing Connector	Nos.	3	94		94	283	18	55	338
13	Service Connection Distribution box	Nos.	0	2608		2608	0	509	0	0
14	Concreting of Stay	Nos.	1	531				531	531	531
15	adding of support.	Nos.	1	767				767	767	767
	Subtotal (i)						6765		2617	9382
								9=(29.5% of 5)		
1	8mtr long 300 KG PSC Pole	No.	1	2360		2360	2360	696	696	3056
	Sub-total (ii)						2360		696	3056
	Total Part-(i+ii)									12438

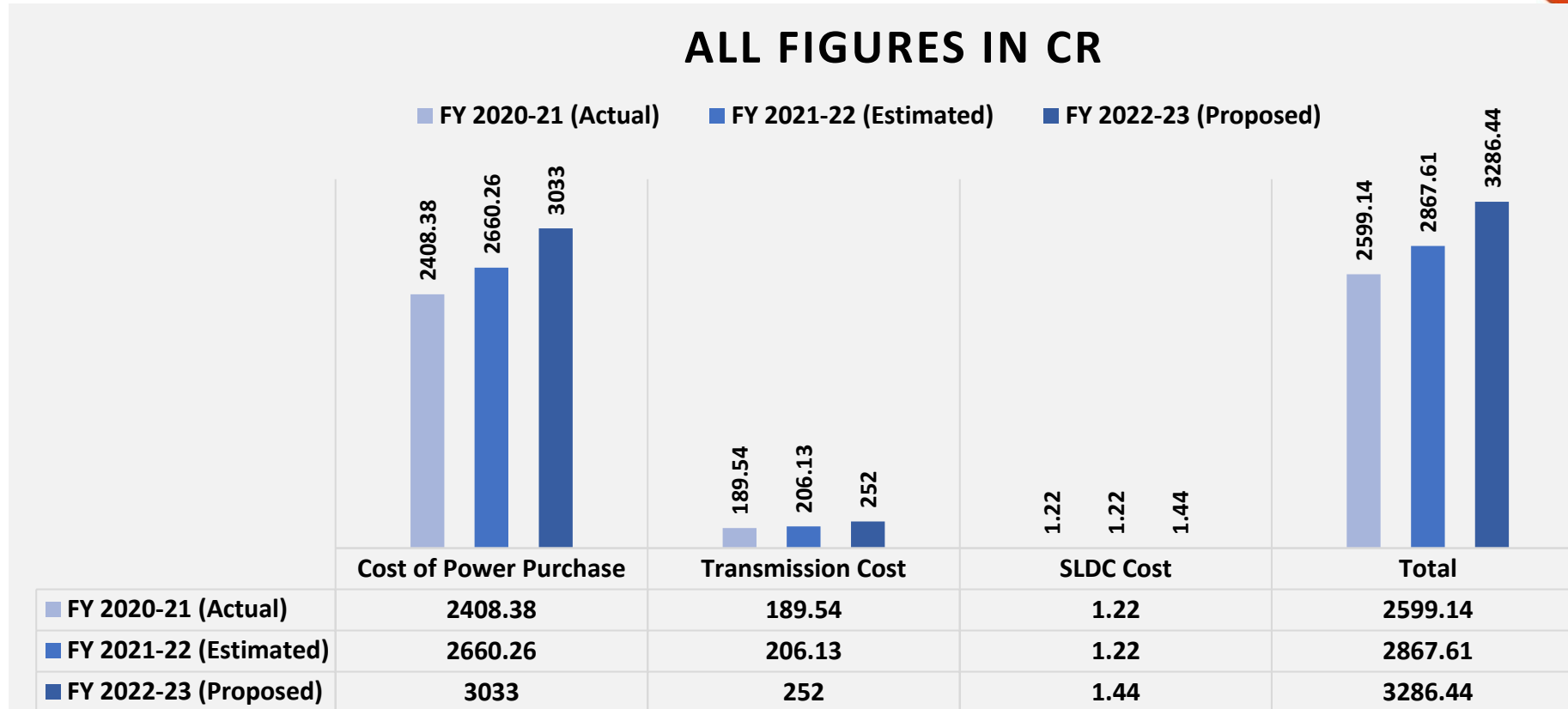
Probable Expenditure for erection of one span -LT 1 PH Line										
Sl. No.	Description of materials (Transportation Erection)	Unit	Qty	Unit Rate	5%=(3% Stock & Storage+2% T&P)	Supply Rate	Supply Amount	Erection Rate	Erection Amount	Total Amount
1	2	3	4	5	6=(5% of 5)	7=(5+6)	8=(4x7)	9=(19.5% of 5)	10=(4x9)	11=(8+10)
1	Arial Bunch Conductor (ABC) with 1x35mm.sq.(for Phase)+1x25mm.sq. Catenary (Neutral)	Km.	0.03	49560		49560	1586	9664	309	1895
2	Pole Clamp for AB Cable	Pair	2	236		236	472	46	92	564
3	Dead end Clamp (For ABC)	Nos.	2	77		77	153	15	30	183
4	Eye Hook for AB Cable	Nos.	2	71		71	142	14	28	169
5	Neutral Connector Type B	Nos.	1	39		39	39	8	8	47
6	LT Stay Set	Nos.	1	614		614	614	120	120	733
7	7/12SWG Stay wire	Kg.	6	89		89	531	17	104	635
8	LT Stay Clamp (1.40 Kg./Pair)	Pair	1	130		130	130	25	25	155
9	LT Stay Insulator	Nos.	1	35		35	35	7	7	42
10	Earthing Coil	Nos.	1	196		196	196	38	38	234
11	G.I. Nut & Bolts(Assorted size)	Kg.	1	92		92	92	18	18	110
12	Piercing Connector	Nos.	1	94		94	94	18	18	113
13	Service Connection Distribution box	Nos.	0	2608		2608	0	509	0	0
14	Concreting of Stay	Nos.	1	531				531	531	531
15	Padding of support.	Nos.	1	767				767	767	767
	Subtotal (i)						4083		2094	6178
								9=(29.5% of 5)		
1	8mtr long 300 KG PSC Pole	No.	1	2360		2360	2360	696	696	3056
	Sub-total (ii)						2360		696	3056
	Total (i+ii)									9235



POWER PURCHASE COST FY 22-23



ALL FIGURES IN CR



- For the year FY 2022-23, energy input of **9000 MU** has been estimated based on the estimated sale of **7110 MU** and Distribution loss of **21%**.
- During the ensuing year FY 2022-2023 power purchase cost has been estimated at **Rs 3286.44 Crores** with BSP **@337 paise p.u**, transmission charges **@28 paise p.u** and SLDC charges **@Rs 12.00 Lakhs per month**.



PROPOSED EMPLOYEE EXPENSES FY 22-23



SI No	Account Code	Erstwhile Total (In Cr)	CTC Total (In Cr)	Total FY22-23 (In Cr)
1	Basic Pay	137.17	44.06	181.23
2	Grade Pay			
3	Dearness Allowance	50.75	0.00	50.75
4	Reimbursement of House Rent	24.69	0.64	25.33
5	Other Allowance	2.91	58.83	61.74
6	Arrear of 7th Pay Commission including pension	43.65	0.00	43.65
7	Performance Pay	0.25	34.70	34.95
8	Subtotal (1 to 7)	259.42	138.23	397.65
9	Contractual Obligation	31.73	0.00	31.73
10	Outsource Obligation for Grid and S/S manning (maintenance, watch & ward)	23.81	0.00	23.81
11	Other staff Cost (LTA, Medical exp., Incentive, Misc)	12.06	8.04	20.10
12	Total additional Employee cost(9 to 11)	67.60	8.04	75.64
13	Staff Welfare Expenses	1.58	11.45	13.02
14	Terminal Benefits(Pension)	139.82	0.00	139.82
15	Terminal Benefits(Gratuity, Rehabilitation & Unutilised leave)	16.50	7.61	24.11
16	Total cost of Terminal Benefits, Gratuity, welfare Exp.)	157.90	19.06	176.95
17	Total (8+12+16)	484.92	165.33	650.24
18	Less:-Employee cost Capitalised	21.18	3.53	21.18
19	Net Employee Cost	463.73	161.80	629.06

Background Since last ten years, no recruitment was made by erstwhile WESCO utility as recruitment was prohibited by Hon'ble Commission.

As per para 45 of the vesting order, TPWODL is permitted to deploy **4209** staffs under different category.

Hon'ble Commission has already approved **508** (336+172) nos. of manpower recruitment for FY 2021-22 in case no. 37/2021

Proposed for FY22-23 As regards to FY 2022-23 is concerned, with the approved base of FY 2021-22, TPWODL has proposed a recruitment plan of **700** employees for the ensuing year and a required employee cost of Rs. **629.06 Cr.** for the same.

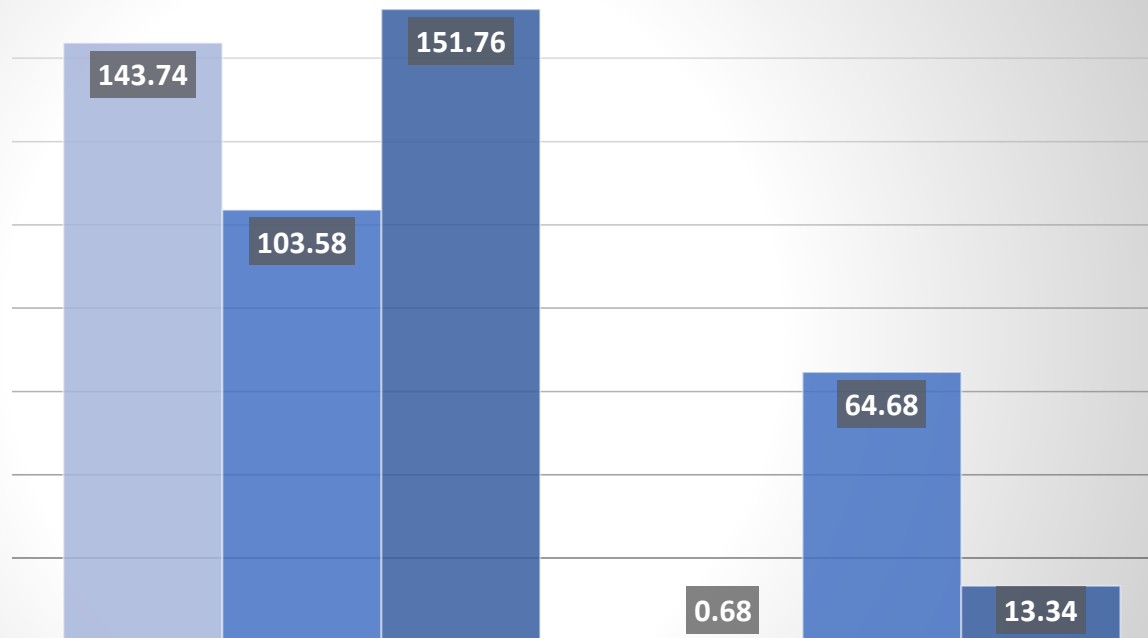


PROPOSED A&G EXPENSES FY 22-23



ALL FIGURES IN CR

■ FY 2020-21(Actual) ■ FY 2021-22(Estimated) ■ FY 2022-23(Proposed)



	Administrative and General Expenses	Additional Expenses
■ FY 2020-21(Actual)	143.74	0.68
■ FY 2021-22(Estimated)	103.58	64.68
■ FY 2022-23(Proposed)	151.76	13.34

A&G Expenses approved in FY 21-22

- Rs. 103.17 Cr

Proposed A&G Expenses for FY22-23

- Rs.151.76 Cr (considering the past trend, inflation scenario and additional requirement of **Rs. 13.34 Cr**)

Major Initiatives planned in FY 22-23

- Engagement of circle wise agencies for **metering, billing and collection** activities
- Customer care facilities, **vigilance/enforcement activities**
- Implementation of advanced operational technologies like **SCADA, GIS, IT automation etc.** for reliability improvement
- Public **safety** related initiatives



PROPOSED R&M EXPENSES FY 22-23



Account Code	Particulars	Current Year (21-22) (In Lakh)	Ensuing Year (22-23) (In Lakh)
1	Civil repairs & maintenance	253.00	600.00
2	Distribution line repairs & maintenance (Material)	1325.00	3964.05
	33 KV Network asset AMC	3209.33	5295.40
	11 KV & below Network assets AMC	9238.00	15242.70
	Maintenance of grant assets		
3	Consumer service maintenance		
4	Substation operations & maintenance	698.00	800.00
5	Street lighting maintenance		
6	Transformer maintenance	850.00	1400.00
7	Other repairs & maintenance	427.00	550.00
	TOTAL	16000.33	27852.15

The proposed R&M expenses- **5.4%** of opening Gross Fixed Assets (GFA)

The opening **GFA- Rs. 1963.50 Cr.** based on which the R&M expense turns out to be **Rs. 106.03 Cr.**

Apart from the above, the licensee is also for R&M expenses on assets created under Govt. grant.

The grant asset works out to be -Rs. 3194.50 Cr, in tune of 5.4% entitlement the R&M expense- Rs. 172.50 Cr.

Therefore, the total R&M expense for FY 2022-23 is **Rs. 278.53 Cr. (Rs. 106.03+172.50)**

The R&M expense head includes the expenses for 11kV and 33kV AMC, civil maintenance, Distribution line repair, Substation & transformer repair etc.



PROPOSED PROVISION FOR DEBTS & DEPRECIATION FY 22-23



Description (Figures in Cr)	FY 2020-21 (Actual)	FY 2021-22 (Estimated)	FY 2022-23 (Proposed)
Provision for bad and doubtful debts	106.17	90.62	40.38
Provision for depreciation	63.84	72.89	49.40

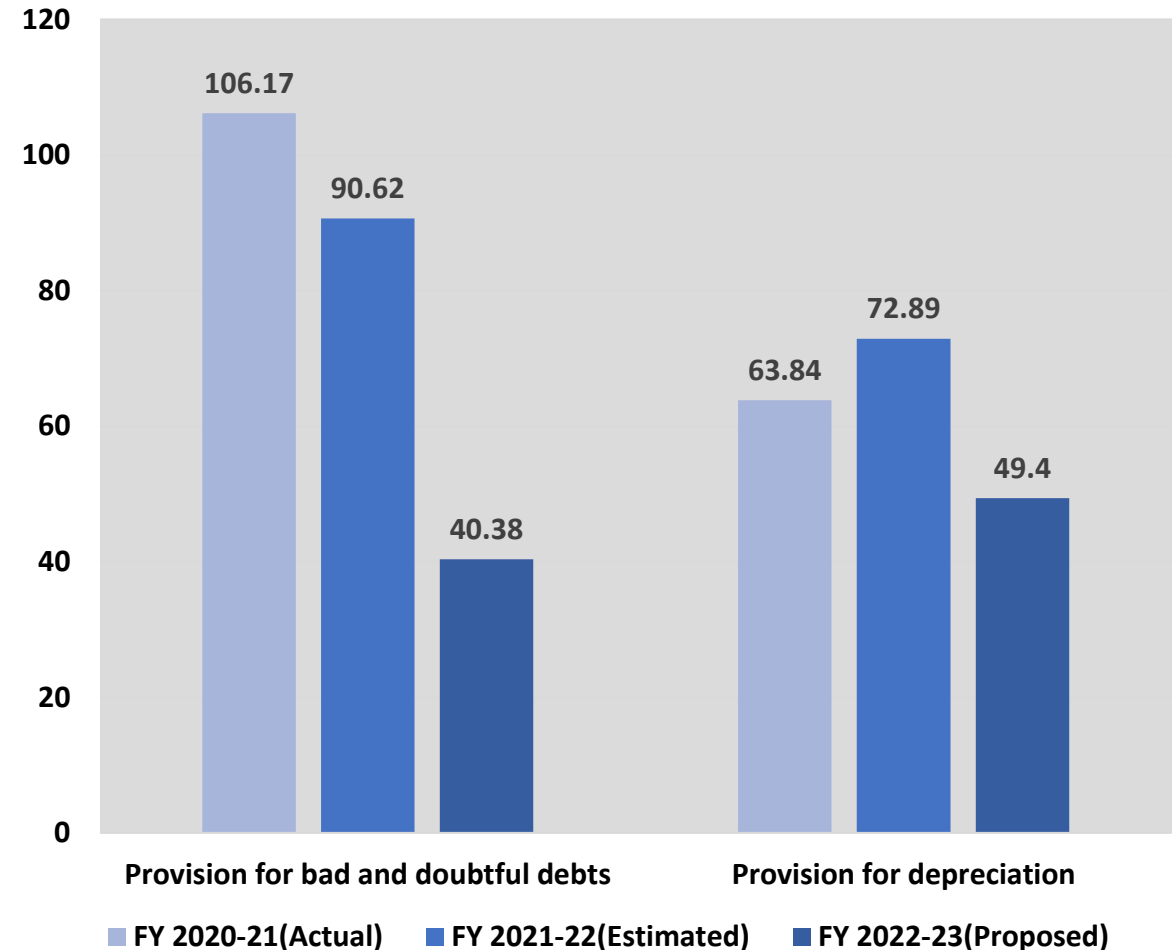
Provision for bad and doubtful debts

- As Hon'ble Commission approved collection inefficiency only 1%, the license has proposed the same as provisions for bad and doubtful debts amounting to **Rs 40.38 Cr.**

Provision for depreciation

- Depreciation has been provided only on assets available at the beginning of the year and no depreciation has been provided on assets created during the year. Accordingly, depreciation on consumer contribution assets has been excluded.

Figures in Cr



PROPOSED INTEREST EXPENSES FY 22-23



Description(Figures in Cr.)	FY 21-22(Estimated)	FY 22-23(Proposed)
Interest on Loan for Capex	31.09	29.52
Interest on Loan for Working Capital	24.85	32.61
Interest on Loan for Security Deposit	35.00	38.56
Total Interest for ARR	90.94	100.69



Proposed ROI on funding considered @ 8% p.a.

- Proposed Capex plan Rs 582.18 Cr
- Proposed Funding of Rs 407.53 Cr¹ required to meet Debt:Equity ratio 70:30.
- Proposed interest on Loan for Capex is **Rs 29.52 Cr** FY23.

WORKING CAPITAL



Proposed ROI 0.45% p.a.(7.45% + 3% on base rate)

- Proposed WC is Rs 215 Cr² FY23 and proposed interest would be **Rs 32.61 Cr**.



Interest on security deposit @4.25% on closing balance for FY22 based on existing approval of OERC

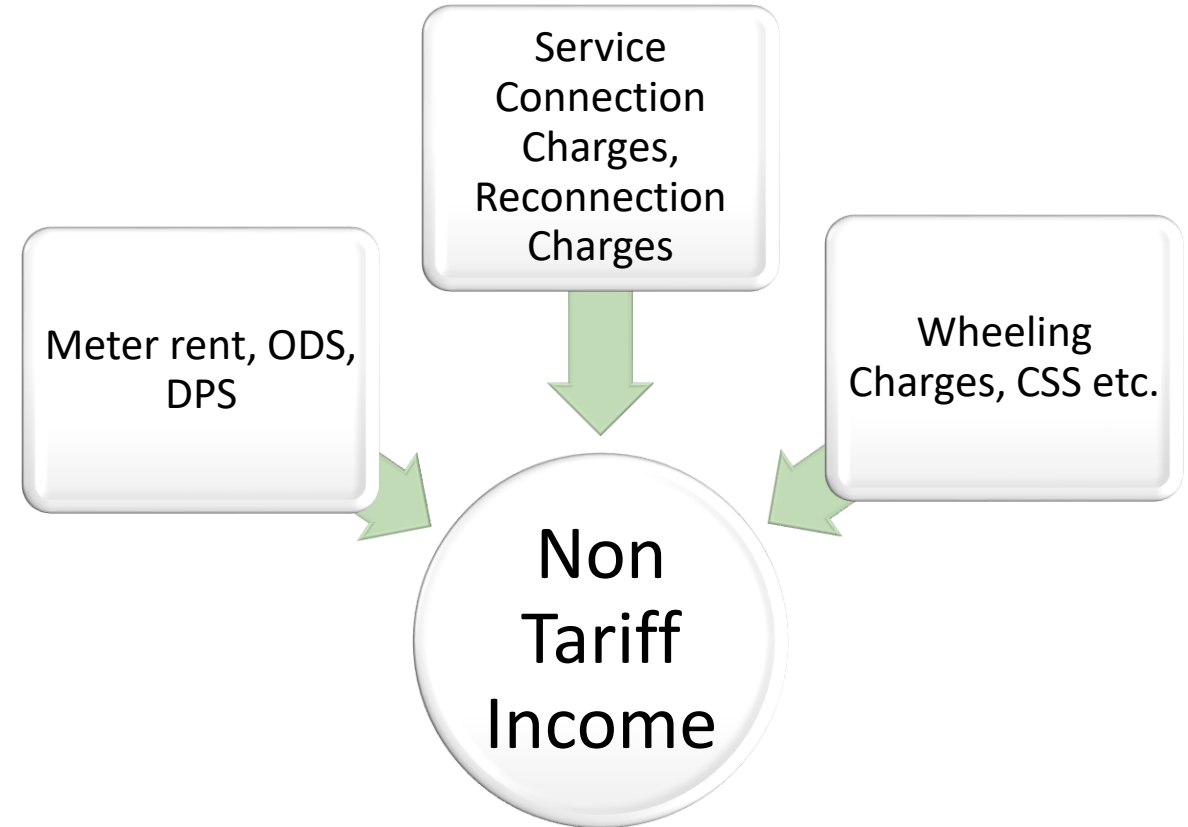
- Proposed Security Deposit of **Rs 38.56 Crore**



MISC RECEIPT(NON-TARIFF INCOME) FY 22-23



Particulars	FY 21-22(Estimated)	FY 22-23(Proposed)
Rebate on Power Purchase	55.26	32.86
Meter Rent	20.68	21.50
Supervision Charges	16.04	20.00
Interest on FD	49.40	52.00
Open Access Charges (CSS & Wheeling)	117.59	129.33
Misc Receipt	7.88	12.00
Total	266.85	267.69



- The Utility has proposed **Rs 267.69 Cr** as Non Tariff Income for the ensuing year FY 2022-23.