

BEFORE THE ODISHA ELECTRICITY REGULATORY COMMISSION
PLOT NO.4, CHUNUKOLI, SAILASHREE VIHAR,
BHUBANESWAR-751021

Case No.76/2020

IN THE MATTER OF:

Submission of information as per the queries raised by Hon'ble Commission on the application filed by NESCO Utility for approval of Aggregate Revenue Requirement and Retail Supply Tariff for the financial year 2021-22

AND

THE MATTER OF:

NESCO UTILITY, Head Office- Januganj, Balasore-756019

.....Applicant

Affidavit verifying the submission of NESCO Utility

I, Sri Pratap Kumar Mohanty aged about 54 years, son of late Gyanendra Prasad Mohanty, working as Sr. General Manager (Fin), do hereby solemnly affirm and state as follows:

1. That, I am authorised representative of NESCO Utility , the applicant and competent to swear this affidavit for and on behalf of the Utility.
2. That, the facts stated in the submissions are true to the best of my knowledge and belief

Pratap Kumar Mohanty
DEPONENT

Verified that the contents of the affidavit are true and correct , no part of it is false and nothing has been concealed there-from.

Verified at*Balukuma*..... on this ...*15th* day of January, 2021.

Pratap Kumar Mohanty
DEPONENT

the deponent being identified by
Sri-
Advocate Balasore solemnly affirm
and state that the facts stated above
are true to his/her knowledge and belief
and put his/her signature / LT1 on this
day of *15th* *Jan* 20*21*
3rd A.M./P.M.

BEFORE THE ODISHA ELECTRICITY REGULATORY COMMISSION
PLOT NO.4, CHUNUKOLI, SAILASHREE VIHAR,
BHUBANESWAR-751021

Case No.76/2020

IN THE MATTER OF:

Submission of information as per the queries raised by Hon'ble Commission on the application filed by NESCO Utility for approval of Aggregate Revenue Requirement and Retail Supply Tariff for the financial year 2021-22

AND

IN THE MATTER OF:

NESCO UTILITY, Head Office- Januganj, Balasore-756019

.....Applicant

Submission of information as per the queries raised by Hon'ble Commission on the ARR & Tariff application of NESCO Utility for the FY 2021-22.

THE ABOVE NAMED APPLICANT MOST RESPECTFULLY SHOWETH:

That, the utility has submitted Aggregate Revenue Requirement (ARR) and Tariff Application for the FY 2021-22 on 1st December, 2020 . In compliance to letter no. Case No.76/2020/47 dated 7.1.2021 of Secretary, OERC, the required information and data as per the queries raised on the Utility's ARR filing for the FY 2021-22 are submitted attached here with for kind perusal of Hon'ble Commission.

Date: 15.1.2021

Pratap Kumar Mohanty.

Sr. General Manager (Fin)
NESCO Utility



NESCO Utility

Reply to Queries on NESCO's ARR Filing 2021-22

Technical

1. Consumer wise open access availed by EHT & HT consumers in last 3 years in prescribed format is attached as **Annexure-T1**.
2. Revenue collected from HT and EHT Consumers towards Reliability Surcharge furnished hereunder:

| Reliability Surcharge | | | |
|--------------------------|------------|-------------|---------------|
| Year | HT (In Rs) | EHT (In Rs) | Total (In Rs) |
| FY.2018-19 | 11676723 | 211785405 | 223462128 |
| FY. 2019-20 | 9683738 | 203240797 | 212924535 |
| FY.2020-21 (Upto Dec-20) | 5373158 | 8784281 | 14157439 |

3. Benefit allowed to HT and EHT Consumers towards TOD benefit furnished hereunder:

| TOD Benefit | | | |
|--------------------------|------------|-------------|---------------|
| Year | HT (In Rs) | EHT (In Rs) | Total (In Rs) |
| FY.2018-19 | 21984659 | 79368998 | 101353657 |
| FY. 2019-20 | 22373982 | 86939557 | 109313539 |
| FY.2020-21 (Upto Dec-20) | 14245628 | 38141873 | 52387501 |

4. T4 and T6 upto Dec-19 shall be submitted by 2nd week of Feb-2021 after completion / processing of billing for the month of Dec-2020.
5. Required information about HT consumer above 100 KVA and all EHT consumers in prescribed format is attached as **Annexure-T2**.




FINANCE

1. Employee Cost :
The month-wise component wise employee cost (cash outflow basis) for the current year FY 2019-20 upto November 2020 furnished as **Annexure – F1** . The employee cost doesn't include the terminal benefits.
2. The month wise R & M Expenses for the current year 2020-21 upto November 2020 furnished as **Annexure – F2**.
3. The amount of capital expenditure for the FY 2020-21 has been forecasted to the tune of Rs. 210.36 crores excluding the Opening Capital Work In Progress of Rs. 350.87 crores and the details of the expenditures (schematic) and the likely transfer to the assets till the end of November ' 2020 are tabulated as under :

| Proposed Capital Expenditure and addition of Fixed Assets FY 2020-21 | NESCO | |
|--|-----------------------------|--------------------------|
| | Capital Exp.(Rs. In crores) | Addition (Rs. In crores) |
| Land Building Furniture and Fixture & others | 0.97 | 0.97 |
| RE/LI/MNP | | |
| SOUBHAGYA | 63.29 | 73.57 |
| Deposit work/EL/School & Anganwadi & others | 135.72 | 44.00 |
| DESI | 0.00 | 54.59 |
| Biju Gram Jyoti | 7.00 | 3.50 |
| Biju Sahar BY | 2.01 | 1.00 |
| CAPEX(GoO) | 1.39 | 186.98 |
| Total | 210.38 | 364.61 (*) |

() Some of the transfer to assets has been carried out of the CWIP as on 31-03-2000*

4. The physical form of investment of such consumer security deposit since 1999-2000(year wise) in different financial instrument is furnished as **Annexure – F3**.
5. The utility is undergoing the works of maintenance of its electrical installation through outsourcing process. With the ever increasing electrical installations under IPDS and ODSSP to man the installations the utility has outsourced the activities. The contracts are awarded adhering the minimum wages as notified by the Govt. Besides above, the utility has engaged 740 personnel for the other office activities viz. house keeping, watch and ward, office assistance i.e. the almost the half of the existing vacancies which is bare necessary for running the office. The utility has estimated an amount of Rs. 35.29 crores for the ensuing year covering 2133 personnel. During the current year i.e. FY 2020-21 Till November'2020, the utility has expended Rs. 24.05 crores with the monthly average of Rs. 3.01 crores. The actual expenses of the current year is annexed at Annexure F-1 which may kindly be referred into.
6. The availability of fund in employee trust fund as on 31.03.20 and its pattern of investment if enclosed as **Annexure – F4**. The actual month wise cash outflow towards terminal liability during the FY 2019-20 and




2020-21 (upto Nov'2020) are disclosed in Annexure – F5. The terminal liabilities out flow during the FY 2019-20 includes the arrear payment of Rs. 24.42 crores on account of 7th Pay implementation.

7. Month wise cash flow considering the revenue items only for FY 2019-20 and 2020-21 (actual up to November 2020) are furnished as Annexure – F6.
8. The investment pattern of the trust for the FY 2020-21(Up to November-2020) are furnished as Annexure-F7 .
9. In NESCO Utility only the Khaira S/D under SED,Soro is being operated on franchise basis and the franchise is looking after the maintenance works of LT & 11KV lines.
The manpower position of Khaira S/D is given below:
AM (Elect.)-1
JM (Elect.)-2 (for four sections)
L/M B-8
L/M C-7
Helper-4
JT-2
The role and responsibility of above employees are: maintenance of 33 KV line and sub-stations, SVR, handling of consumer grievances, Govt. Project works from time to time, employee establishment work deployed in the structure, furnishing the information required by the higher authority, preparation of feasibility report of all 3 ph/1 ph new connections, supervision and monitoring the works of the Khaira S/D etc.
10. The Utility is yet to frame the policy in segregating the activities of the business i.e. retail supply and wheeling both in terms of personnel and assets. Without the policy framework, the utility is yet to segregate the accounts in real term. While submitting the ARR, the utility has segregated the ARR as per the norms fixed.
11. The actual fund availability against Security Deposit as on 31-03-2019 alongwith the mode of investment, pledged and free funds are enclosed at Annexure – F3
12. For the truing up exercise beyond FY 2015-16, the licenses shall be submitting the petition separately.
13. The month wise receipts of Escrow relaxation for the FY 2019-20 and FY 2020-21 (upto Nov'2020) are annexed as Annexure – F8
14. The outstanding against various heads due to GRIDCO upto 31-03-2020 is enclosed as Annexure – F9
The transactions of BSP for the period from April'20 to Nov'20 are annexed as Annexure – F9 . The BST Reconciliation upto 31/03/2020 has been carried and finally signed on 15/07/2020 the copy of which is annexed as Annexure – F9.



NESCO UTILITY

CONSUMER WISE DETAILS OF EHT CONSUMPTION INCLUDING OPEN ACCESS FOR THE PERIOD 2019-20 AND PROJECTED OPEN ACCESS CONSUMPTION FOR 2020-21 AND 2021-22




| SL NO | NAME OF THE INDUSTRY | CONTRACT DEMAND | Total Consumption during FY 2019-20 (GRID+Oen Access) in MU | | | Open Access availing or likely to avail during FY 2020-21 | | Open Access likely to avail during FY 2021-22 | |
|-------|-------------------------------------|-----------------|---|-----------|-----------|---|-----------|---|-----------|
| | | | GRID | OA | Total | KVA | MU | KVA | MU |
| 1 | M/S FACOR POWER LIMITED | 5555 | 267300 | | 267300 | | | | |
| 2 | M/S TATA SPONGE IRON LTD. | 7778 | 388800 | | 388800 | | | | |
| 3 | M/S SHRI JAGANNATH STEELS & PWR LTD | 2500 | 10444564 | 19109636 | 29554200 | | 1951035 | | 4676544 |
| 4 | M/S DHAMARA PORT COMPANY LTD. | 20000 | 70953420 | 1282580 | 72236000 | | 52423634 | | 70992792 |
| 5 | M/S JINDAL STEEL & POWER LTD. | 16667 | 53403367 | 347981033 | 401384400 | | 393837800 | | 413056308 |
| 6 | BIRLA TYRES | 7000 | 27506300 | | 27506300 | | | | |
| 7 | STORK FERRO MINERAL | 16667 | 70662240 | | 70662240 | | | | |
| 8 | EMAMI PAPER MILLS LTD. | 10000 | 20660760 | | 20660760 | | | | |
| 9 | NILACHAL ISPAT NIGAM LTD | 25000 | 18491400 | | 18491400 | | | | |
| 10 | MID EAST INTEGRATED STEEL CO. | 4500 | 13698719 | 2881 | 13701600 | | | | |
| 11 | MAITHAN ISPAT LIMITED | 8000 | 1432200 | | 1432200 | | | | |
| 12 | M/S.B.C.MOHANTY & SONS.(P)LTD. | 5000 | 35862000 | | 35862000 | | | | |
| 13 | M/S JINDAL STAINLESS LIMITED | 22000 | 89370359 | 62040641 | 151411000 | | 170446094 | | 424594668 |
| 14 | M/S ROHIT FERRO TECH. LTD. | 55000 | 208072200 | | 208072200 | | | | |
| 15 | M/S VISA STEELS LTD. | 18000 | 2286000 | | 2286000 | | | | |
| 16 | M/S JABAMAYEE FERRO ALLOYS LTD. | 6500 | 28272840 | | 28272840 | | | | |
| 17 | M/S MISRILAL MINES PVT.LTD | 8000 | 46394160 | | 46394160 | | | | |
| 18 | BRAHMANI RIVER PELLETS LTD. | 22222 | 126380160 | | 126380160 | | | | |
| 19 | M/S TATA STEEL LTD | 133334 | 109691564 | 528883565 | 638575129 | | 586120097 | | 703772376 |
| 20 | M/S EMAMI CEMENT LTD. | 15000 | 22599000 | | 22599000 | | 6205991 | | 11958348 |
| 21 | M/S JSW CEMENT LTD. | 8000 | 5516000 | | | | 8959837 | | 12723192 |
| 22 | M/S M.S.P SPONGE IRON LTD. | 12000 | 72616598 | 13145482 | 85762080 | | 69299904 | | 83270676 |
| 23 | BALANI IRON ORE MINES, SAIL | 5500 | 20580240 | | 20580240 | | | | |
| 24 | M/S ARYA IRON & STEEL CO (P) LTD. | 10000 | 51129654 | 2333946 | 53463600 | | 20595371 | | 33968652 |
| 25 | BRAHMANI RIVER PELLETS LTD. | 13000 | 71570640 | | 71570640 | | | | |
| 26 | INTERNATIONAL MINERAL TRNDG CO.LTD | 1500 | 0 | | 0 | | | | |
| 27 | M/S ESSAR STEEL INDIA LTD. | 23000 | 40862950 | 57520250 | 98383200 | | 62823252 | | 83699820 |
| 28 | M/S TATA STEEL LTD. | 10000 | 37462154 | 12079246 | 49541400 | | 38373636 | | 43013364 |

| SL NO | NAME OF THE INDUSTRY | CONTRACT DEMAND | Total Consumption during FY 2019-20 (GRID+Oen Access) in MU | | | Open Access availing or likely to avail during FY 2020-21 | | Open Access likely to avail during FY 2021 | |
|-------|------------------------------------|-----------------|---|-------------------|-------------------|---|-------------------|--|----|
| | | | GRID | OA | Total | KVA | MU | KVA | MU |
| 29 | FACOR LTD- CHARGE CHROME PLANT | 13000 | 9154800 | | 9154800 | | | | |
| 30 | BALASORE ALLOYS LIMITED | 55000 | 383573840 | | 383573840 | | | | |
| 31 | TISCO FERRO ALLOYS PLANT | 26000 | 35949881 | 122116039 | 158065920 | | 134244695 | 148459344 | |
| 32 | FERRO MANGANESE PLANT, TISCO | 17500 | 21890628 | 108885492 | 130776120 | | 118401096 | 124656972 | |
| 33 | BHADRAK RAILWAY TRACTION | 15000 | 59133600 | | 59133600 | | | | |
| 34 | BALASORE RAILWAY TRACTION | 18000 | 56285490 | | 56285490 | | | | |
| 35 | JALESWAR RAILWAY TRACTION | 16500 | 54091200 | | 54091200 | | | | |
| 36 | JAKHAPURA TRACTION SUB-STATION | 20000 | 84405400 | | 84405400 | | | | |
| 37 | SENIOR DIVISIONAL ELECTRICAL DIVIS | 14500 | 24330480 | | 24330480 | | | | |
| 38 | SR. DIVNL. ELECT. ENGR. (TRD) | 22000 | 54314880 | | 54314880 | | | | |
| 39 | DIVNL. RLY. MANAGER, SERLY. CKP. | 19000 | 26246400 | | 26246400 | | | | |
| 40 | DIVISIONAL RAILWAY | 19000 | 57448800 | | 57448800 | | | | |
| 41 | SARDA MINES LTD | 2000 | 3982162 | | 3982162 | | 33954255 | 42458760 | |
| 42 | SREE METALIKS LTD, KEONJIHAR | 4500 | 22412580 | | 22412580 | | 10439736 | 21550752 | |
| 43 | SREE METALIKS LTD, JODA | 3500 | | | 0 | | 3325811 | 12000000 | |
| | TOTAL | 757223 | 2149795730 | 1275380791 | 3419660521 | | 1711402244 | 2234852568 | |



NESCO UTILITY

| HT (100 KVA and above) (New Consumer for 2021-22) | | | | | |
|---|---------------------|----------|------------------------------------|----------------|-----------------------|
| Name of Consumer | CD in KVA asked for | Category | Likely date of availing the supply | L.F. Of drawal | MU Likely to be drawn |
| Pramod Ku Nayak | 222 | ALL_AGRO | Oct-21 | 5 | 43158 |
| Suryo Foods Inst Ltd | 556 | ALL_AGRO | Apr-21 | 5 | 243527 |
| Jindal Steel Bhadrasi | 700 | GP | Oct-21 | 2.5 | 68040 |
| Purna Chandra Biswal | 167 | GP | Oct-21 | 2.5 | 16230 |
| G.M. CTTC, Bhubaneswar | 180 | GP | Oct-21 | 2.5 | 17496 |
| G.M. OPTCL, Haridaspur | 110 | GP | Oct-21 | 2.5 | 10692 |
| JSW Steel Jajanga | 200 | GP | Oct-21 | 2.5 | 19440 |
| Utkal Gravel Industry (P) Ltd | 234 | Large | Oct-21 | 2.5 | 22746 |
| Mahabali Modern Rice Mill | 555 | Large | Oct-21 | 2.5 | 53946 |
| Debendra Kumar Jena | 555 | Large | Oct-21 | 2.5 | 53946 |
| Baidhar Sahoo | 555 | Large | Oct-21 | 2.5 | 53946 |
| Subhashis Jena | 555 | Large | Oct-21 | 2.5 | 53946 |
| Atal Bihari Basantia | 555 | Large | Oct-21 | 2.5 | 53946 |
| Sandeep Barun Jena | 555 | Large | Oct-21 | 2.5 | 53946 |
| Star Stone Crusher | 555 | Large | Oct-21 | 2.5 | 53946 |
| Sarat Chandra Nayak | 210 | Large | Oct-21 | 2.5 | 20412 |
| Birabhadra Food Products | 333 | Large | Oct-21 | 2.5 | 32370 |
| ST Minerals | 555 | Large | Oct-21 | 2.5 | 53946 |
| Maa Nachinda Sea Foods | 889 | Large | Oct-21 | 2.5 | 86412 |
| DR Pattnaik | 700 | Large | Oct-21 | 2.5 | 68040 |
| Tirumala Tirupati | 556 | Large | Oct-21 | 2.5 | 54042 |
| Brijgopal Construction | 2223 | Large | Oct-21 | 2.5 | 216078 |
| Highland Agro | 989 | Large | Oct-21 | 2.5 | 96132 |
| Ashadeep Aquaculture | 556 | Large | Oct-21 | 2.5 | 54042 |
| Maa Chandi Stone crusher | 125 | Large | Oct-21 | 2.5 | 12150 |
| The Aggregates | 320 | Large | Oct-21 | 2.5 | 31104 |
| BK Fly Ash Bricks | 283 | Large | Oct-21 | 2.5 | 27510 |
| Global Associates | 200 | Large | Oct-21 | 2.5 | 19440 |
| NHAI Toll Plaza | 110 | Large | Oct-21 | 2.5 | 10692 |
| Maa Stone Crushing Units | 202 | Large | Oct-21 | 2.5 | 19632 |
| Narayan Rice Mill | 650 | Large | Oct-21 | 2.5 | 63180 |
| Akshar Ice Industries | 314 | Large | Oct-21 | 2.5 | 30522 |
| Shree Metaliks | 3500 | Large | Oct-21 | 2.5 | 340200 |
| PP Rice Mill | 260 | Large | Oct-21 | 2.5 | 25272 |
| Ashoka Ferrocast | 1500 | Large | Oct-21 | 2.5 | 145800 |
| Chrome Sagar | 122 | Large | Oct-21 | 2.5 | 11856 |
| RWSS Bangalore | 183 | PWW | Jan-22 | 2.5 | 8895 |
| RWSS Haripur | 360 | PWW | Jan-22 | 2.5 | 17496 |
| RWSS Chandbali | 1600 | PWW | Jan-22 | 2.5 | 77760 |
| PHD Baripada | 306 | PWW | Jan-22 | 2.5 | 14871 |
| RWSS Belda | 478 | PWW | Jan-22 | 2.5 | 23232 |
| RWSS Bambari | 271 | PWW | Jan-22 | 2.5 | 13170 |
| RWSS Kankadapal | 351 | PWW | Jan-22 | 2.5 | 17058 |
| PHD Pumphouse Palasia | 134 | PWW | Jan-22 | 2.5 | 6513 |
| RWSS Alanabeni | 108 | PWW | Jan-22 | 2.5 | 5250 |
| RWSS Sanjonposi | 549 | PWW | Jan-22 | 2.5 | 26682 |



HT (100 KVA and above) (New Consumer for 2021-22)

| Name of Consumer | CD in KVA asked for | Category | Likely date of availing the supply | L.F. Of drawal | MU Likely to be drawn |
|------------------------|---------------------|----------|------------------------------------|----------------|-----------------------|
| RWSS Kalarda | 153 | PWW | Jan-22 | 2.5 | 7437 |
| RWSS Pokharia | 360 | PWW | Jan-22 | 2.5 | 17496 |
| PHD pumphouse Karanjia | 121 | PWW | Jan-22 | 2.5 | 5880 |
| RWSS | 133 | PWW | Jan-22 | 2.5 | 6465 |
| RWSS Keonjhar | 170 | PWW | Jan-22 | 2.5 | 8262 |
| RWSS Keonjhar | 650 | PWW | Jan-22 | 2.5 | 31590 |
| RWSS Mirigisingha | 430 | PWW | Jan-22 | 2.5 | 20898 |
| RWSS Kodagadhia | 950 | PWW | Jan-22 | 2.5 | 46170 |
| RWSS Kasipal | 980 | PWW | Jan-22 | 2.5 | 47628 |
| Sukinda College | 134 | SPP | Jan-22 | 2.5 | 6513 |

HT (100 KVA and above) Existing Consumer


| Name of Consumer | Existing CD | Enhanced CD asked for | Likely date of availing Enhanced load | L.F. Of drawal | MU Likely to be drawn |
|------------------|-------------|-----------------------|---------------------------------------|----------------|-----------------------|
| NIL | | | | | |

EHT(New Consumer for 2021-22)

| Name of Consumer | CD in KVA asked for | Category | Likely date of availing the supply | L.F. Of drawal | MU Likely to be drawn |
|---------------------|---------------------|----------|------------------------------------|----------------|-----------------------|
| MAITHAN ISPAT | 8000 | Large | Jun-21 | 20 | 10000000 |
| Tarini Earth Movers | 70000 | Large | Jan-22 | 0.5 | 680400 |
| Pro Minerals | 12000 | Large | Jan-22 | 0.5 | 116640 |
| JSW Utkal | 75000 | Large | Jan-22 | 0.5 | 729000 |
| Visa Coke | 6000 | Large | Jan-22 | 0.5 | 58320 |

EHT Existing Consumer

| Name of Consumer | Existing CD | Enhanced CD asked for | Likely date of availing Enhanced load | L.F. Of drawal | MU Likely to be drawn |
|------------------|-------------|-----------------------|---------------------------------------|----------------|-----------------------|
| NIL | | | | | |




NESCO UTILITY

| DETAILS OF EMPLOYEE COST (FY 2020-21 UPTO NOV'2020) | | | | | | | | | | ANNEXURE-F1 |
|---|--------------|--------------|--------------|--------------|--------------|---------------|---------------|--------------|----------------|-------------|
| PARTICULARS / MONTH | Apr-20 | May-20 | Jun-20 | Jul-20 | Aug-20 | Sep-20 | Oct-20 | Nov-20 | TOTAL | |
| REGULAR EMPLOYEE COST | | | | | | | | | | |
| Basic Pay | 8,80,30,425 | 8,78,69,795 | 8,68,40,967 | 8,63,25,102 | 8,62,22,928 | 8,57,77,808 | 8,52,49,727 | 8,54,91,657 | 69,18,08,409 | |
| Grade Pay | 1,51,67,653 | 1,50,58,457 | 1,48,67,574 | 1,47,78,810 | 1,47,73,020 | 1,47,23,177 | 1,46,47,645 | 1,46,48,177 | 11,86,64,513 | |
| DA | 2,66,76,406 | | | | | | | | 2,66,76,406 | |
| Arr DA | 1,25,89,770 | 1,25,29,339 | 1,23,93,888 | 1,22,93,941 | 1,22,60,686 | 1,22,28,835.5 | 1,21,60,739 | 1,21,52,949 | 9,86,10,148 | |
| HRA | 3,49,790,27 | 3,47,84,71 | 3,43,45,91 | 3,40,56,50 | 3,39,48,21 | 3,38,30,64.4 | 3,36,40,21 | 3,36,08,43 | 2,73,19,364 | |
| MA | 18,78,625 | 18,76,291 | 18,53,225 | 18,37,939 | 18,23,707 | 18,19,936 | 17,80,345 | 16,44,120 | 1,45,14,188 | |
| CONVYANCE | 3,19,494 | 3,37,666 | 3,29,305 | 4,63,826 | 3,34,089 | 3,90,556 | 3,57,560 | 4,11,282 | 29,43,778 | |
| MISC | 8,16,794 | 5,92,794 | 5,47,010 | 5,38,935 | 5,81,402 | 7,78,661 | 8,91,435 | 7,39,539 | 54,86,570 | |
| CONSOLIDATED PAY | 42,75,308.0 | 62,89,552.0 | 33,02,950.0 | 47,93,079.0 | 22,16,056.0 | 49,86,147.0 | 15,91,228.0 | 32,97,515 | 3,07,51,835 | |
| EL, Arr incre, Prom, Xtra wages, TA, TTA | | | | | | | 5,87,45,763.0 | | 5,87,45,763 | |
| 7th Pay Arr (10%) | | | | | | | | | | |
| SUB TOTAL(A) | 15,32,52,378 | 12,80,32,365 | 12,35,69,510 | 12,44,37,282 | 12,16,06,709 | 12,40,88,185 | 17,87,88,463 | 12,17,46,082 | 1,07,55,20,974 | |
| CONTRACTUAL OBLIGATIONS | | | | | | | | | | |
| HT & LT lines & S/S | 38,95,150 | 38,93,097 | 37,54,785 | 35,18,381 | 33,05,063 | 27,13,851 | 26,46,316 | 38,09,950 | 2,75,36,593 | |
| Maintenance | | | | | | | | | | |
| Watch & Ward wages | 92,71,540 | 92,78,671 | 92,78,671 | 92,78,671 | 92,98,287 | 92,86,658 | 91,26,538 | 91,51,529 | 7,39,70,565 | |
| O & M 33/11 KV SS wages | 1,52,38,607 | 1,52,38,607 | 1,52,38,607 | 1,56,28,709 | 1,52,38,607 | 1,55,28,731 | 1,61,86,873 | 1,70,51,754 | 12,53,50,495 | |
| Wages to MEMBERS - ORIENTAL /WAPDA/OSB | 11,08,650 | 11,95,691 | 27,73,682 | 17,72,776 | 23,76,348 | 15,67,361 | 5,13,942 | 24,93,621.00 | 1,38,02,071 | |
| SUB TOTAL(B) | 2,95,13,947 | 2,96,06,066 | 3,10,45,745 | 3,01,98,537 | 3,02,18,305 | 2,90,96,601 | 2,84,73,669 | 3,25,06,854 | 24,06,59,724 | |
| GRAND TOTAL=(A+B) | 18,27,66,325 | 15,76,38,431 | 15,46,15,255 | 15,46,35,819 | 15,18,25,014 | 15,31,84,786 | 20,72,62,132 | 15,42,52,936 | 1,31,61,80,698 | |



DETAILS OF R & M EXPENSES

| Sl | Particulars | Apr-20 | May-20 | Jun-20 | Jul-20 | Aug-20 | Sep-20 | Oct-20 | Nov-20 | TOTAL |
|----|-----------------------|--------------------|---------------------|---------------------|---------------------|---------------------|---------------------|---------------------|---------------------|-----------------------|
| | Maintenance Exp | | | | | | | | | |
| 1 | SI, MR, DEP Etc Works | 7,39,794.00 | 23,36,571.00 | 29,34,759.00 | 38,44,982.00 | 15,15,520.00 | 14,76,219.00 | 48,50,539.00 | 28,92,173.00 | 2,05,90,557.00 |
| 2 | MR(ESD Blis) | | | | | | | | | 0.00 |
| 3 | Transportation(ESD) | | | | | | | | | 0.00 |
| 3 | MR (AMPPHAN) | | 10,64,000.00 | 11,18,352.00 | 8,26,366.00 | 20,83,908.00 | 59,88,495.00 | 13,91,352.00 | 7,14,063.00 | 1,31,86,536.00 |
| 4 | Civil Work | | | | | | | | | 0.00 |
| | Total = | 7,39,794.00 | 34,00,571.00 | 40,53,111.00 | 46,71,348.00 | 35,99,428.00 | 74,64,714.00 | 62,41,891.00 | 36,06,236.00 | 3,37,77,093.00 |



**NESCO EMPLOYEES' REHABILITATION ASSISTANCE FUND TRUST
JANUGANJ,BALASORE-756019,ORISSA**

Annexure-4

Schedules of Investment in Bond & Securities of Trust as on 31-03-2020


| Sl.No | Particulars Of Bond /Securities | Category | Face Value | COST | Date of Purchase/Transfer | Date of Allotment | Rate of Interest | Yearly Interest Amount | Interest Receivable | Interest Receivable Date | Date of Closing |
|-------|---------------------------------|----------|-----------------|-----------------|---------------------------|-------------------|------------------|------------------------|---------------------|--------------------------|-----------------|
| 1 | 9.20% GOI 2030 | CG | 5000000 | 5457500 | 13-01-2016 | 14-01-2016 | 9.20% | 460000 | Half Yearly | 30th Sept. & 30th March | 30-09-2030 |
| 2 | 9.45% PFC 2026 | PSUI/FI | 10000000 | 10288000 | 27-09-2018 | 27-09-2018 | 9.45% | 945000 | Yearly | 1st September | 01-09-2026 |
| | TOTAL | | 15000000 | 15755500 | | | | | | | |

**NESCO EMPLOYEES' GRATUITY FUND TRUST
JANUGANJ,BALASORE-756019.ORISSA**

Annexure-4

Schedules of Investment in Bond & Securities of Trust as on 31-03-2020

| Sl.No | Particulars Of Bond /Securities | Category | Face Value | Cost | Date of Purchase | Date of Allotment | Rate of Interest | Yearly Interest Amount | Interest Receivable | Interest Receivable Date | Date of Closing |
|-------|---|----------|------------------|------------------|------------------|-------------------|------------------|------------------------|---------------------|--------------------------|-----------------|
| 1 | 7.95% GOI Stock,2032 | CG | 17500000 | 17626000 | 09-10-2002 | 09-10-2002 | 7.95% | 1391250 | Half Yearly | 28th Aug & 28th Feb | 28-08-2032 |
| 2 | 6.30% GOI 2023 | CG | 20000000 | 19940000 | 08-05-2003 | 08-05-2003 | 6.30% | 1260000 | Half Yearly | 09th April & 9th Oct | 09-04-2023 |
| 3 | 8.15 % GOI FCI Spl. Bond 2022 | CG | 10000000 | 10099000 | 10-11-2006 | 13-11-2006 | 8.15% | 815000 | Half Yearly | 16th Apr & 16th Oct | 16-10-2022 |
| 4 | 9.29% MP SDL 2023 | SDL | 30000000 | 31563000 | 01-02-2016 | 02-02-2016 | 9.29% | 2787000 | Half Yearly | 9th April & 9th October | 09-10-2023 |
| 5 | 8.50% ANDHRA PRADESH SPL SDL 28/03/2029 | SDL | 30000000 | 32532000 | 20-09-2017 | 21-09-2017 | 8.50% | 2550000 | Half Yearly | 28th Sept. & 28th March | 28-03-2029 |
| 6 | 8.25% UNITED INDIA INSURANCE COMPANY | PSUI/FI | 60000000 | 60000000 | 02-02-2018 | 02-02-2018 | 8.25% | 4950000 | Yearly | 1st February | 01-02-2028 |
| 7 | 9.45% PFC 2026 | PSUI/FI | 40000000 | 41152000 | 27-09-2018 | 27-09-2018 | 9.45% | 3780000 | Yearly | 1st September | 01-09-2026 |
| | TOTAL | | 207500000 | 212912000 | | | | | | | |




NESCO EMPLOYEES' PENSION FUND TRUST
JANUGANJ, BALASORE-756019, ORISSA

Annexure-4

Schedules of Investment in Bond & Securities of Trust as on 31-03-2020

| No | Particulars Of Bond /Securities | Category | Face Value | Cost | Date of Purchase | Date of Allotment | Rate of Interest | Yearly Interest Amount | Interest Receivable | Interest Receivable Date | Date of Closing |
|----|---------------------------------------|----------|------------|-----------|------------------|-------------------|------------------|------------------------|---------------------|-----------------------------|-----------------|
| 1 | 07.95 % GOI Stock-2032 | CG | 32500000 | 32734000 | 09-10-2002 | 09-10-2002 | 7.95% | 2583750 | Half Yearly | 28th Aug & 28th Feb | 28-08-1932 |
| 2 | 06.30 % GOI Stock-2023 | CG | 10000000 | 9970000 | 08-05-2003 | 08-05-2003 | 6.30% | 630000 | Half Yearly | 09th April & 9th Oct | 09-04-2023 |
| 3 | 08.15 % GOI FCI SPL BOND-2022 | CG | 40000000 | 40396000 | 10-11-2006 | 13-11-2006 | 8.15% | 3260000 | Half Yearly | 16th Apr & 16th Oct | 16-10-2022 |
| 4 | 8.20% GOI OIL MKT BONDS 15/09/2024 | CG | 30000000 | 29394000 | 27-01-2011 | 28-01-2011 | 8.20% | 2460000 | Half Yearly | 15th March & 15th September | 15-09-2024 |
| 5 | 8.28% GOI LOAN 2027 | CG | 20000000 | 19478000 | 04-01-2012 | 05-01-2012 | 8.28% | 1656000 | Half Yearly | 21st Sept & 21st March | 21-09-2027 |
| 6 | 9.97% APPFCL BOND | SG | 50000000 | 50000000 | 30-01-2012 | 30-01-2012 | 9.97% | 4985000 | Half Yearly | 1st April & 1st October | 30-01-2024 |
| 7 | 8.15% GOI 11/06/2022 | CG | 30000000 | 28140000 | 30-12-2013 | 31-12-2013 | 8.15% | 2445000 | Half Yearly | 11th Dec & 11th June | 11-06-2022 |
| 8 | 9.20% GOI 30/09/2030 | CG | 31000000 | 30944200 | 05-03-2014 | 06-03-2014 | 9.20% | 2852000 | Half Yearly | 30th Sept. & 30th March | 30-09-2030 |
| 9 | 9.73% BANK OF BARODA BONDS 17/12/2023 | PSU/FI | 27000000 | 27005400 | 06-03-2014 | 06-03-2014 | 9.73% | 2627100 | Yearly | 17th December | 17-12-2023 |
| 10 | 9.13% KBJNL 2024 | PSU/FI | 20000000 | 20094000 | 01-06-2015 | 02-06-2015 | 9.13% | 1826000 | Yearly | 31st December | 30-09-2021 |
| 11 | 9.20% GOI 2030 | CG | 30000000 | 32805000 | 13-01-2016 | 14-01-2016 | 9.20% | 2760000 | Half Yearly | 30th Sept. & 30th March | 30-09-2030 |
| 12 | 9.29% MP SOL 2023 | CG | 20000000 | 21042000 | 01-02-2016 | 02-02-2016 | 9.29% | 1858000 | Half Yearly | 9th April & 9th October | 09-10-2023 |
| 13 | 9.50% UNION BANK PERPETUAL BOND | PSU/FI | 100000000 | 102250000 | 29-12-2016 | 30-12-2016 | 9.50% | 9500000 | Yearly | 15th September | 15-09-2099 |
| 14 | 9.20% GOI 30/09/2030 I | CG | 50000000 | 56965000 | 03-03-2017 | 06-03-2017 | 9.20% | 4600000 | Half Yearly | 30th Sept. & 30th March | 30-09-2030 |



| | | | | | | | | | | | |
|----|--|--------|-------------------|-------------------|------------|------------|-------|----------|-------------|-------------------------|------------|
| | GOI 30/09/2030 II | CG | 30000000 | 34185000 | 03-03-2017 | 05-03-2017 | 9.20% | 2780000 | Half Yearly | 30th Sept. & 30th March | 30-09-2030 |
| | 8.5% IREDA LTD BOND (SERIES VIB) 29/03/2027 | PSU/FI | 50000000 | 50420000 | 27-04-2017 | 27-04-2017 | 8.05% | 4025000 | Yearly | 29th March | 29-03-2027 |
| | 8.12% IREDA 24/03/2027 | PSU/FI | 100000000 | 101510000 | 27-04-2017 | 27-04-2017 | 8.12% | 8120000 | Yearly | 24th March | 24-03-2027 |
| | 8.50% ANDHRA PRADESH SPL SDL 28/03/2029 | SDL | 30000000 | 32532000 | 20-09-2017 | 21-09-2017 | 8.50% | 2550000 | Half Yearly | 28th Sept. & 28th March | 28-03-2029 |
| 19 | 8.58% UP SPL SDL 02/06/2031 | SDL | 50000000 | 54095000 | 25-10-2017 | 26-10-2017 | 8.58% | 4290000 | Half Yearly | 2nd June & 2nd December | 02-06-2031 |
| 20 | 9.80% JAIPUR VIDYUT VITRAN NIGAM LIMITED BONDS | SG | 50000000 | 50010000 | 25-10-2017 | 26-10-2017 | 9.80% | 4900000 | Half Yearly | 30th Sept. & 30th March | 30-03-2031 |
| 21 | 8.02% CORPORATION BANK BONDS (SERIES I) 14/11/2027 | PSU/FI | 29000000 | 28997100 | 17-11-2017 | 17-11-2017 | 8.02% | 2325800 | Yearly | 14th November | 14-11-2027 |
| 22 | 8.02% CORPORATION BANK BONDS (SERIES I) 14/11/2027 | PSU/FI | 20000000 | 19998000 | 17-11-2017 | 17-11-2017 | 8.02% | 1604000 | Yearly | 14th November | 14-11-2027 |
| 23 | 8.25% UNITED INDIA INSURANCE COMPANY | PSU/FI | 100000000 | 100000000 | 02-02-2018 | 02-02-2018 | 8.25% | 8250000 | Yearly | 1st February | 01-02-2028 |
| 24 | 9.15% PNB (SR-VII) PERPETUAL | PSU/FI | 50000000 | 49090000 | 04-05-2018 | 04-05-2018 | 9.15% | 4575000 | Yearly | 14th February | Perpetual |
| 25 | 7.67% TN UDAY 2023 | SDL | 150000000 | 146670000 | 04-05-2018 | 07-05-2018 | 7.67% | 11505000 | Half Yearly | 22nd Sept. & 22nd March | 22-03-2023 |
| 26 | 8.98% PFC 2024 | PSU/FI | 50000000 | 50105000 | 27-09-2018 | 27-09-2018 | 8.98% | 4490000 | Yearly | 8th October | 08-10-2024 |
| 27 | 8.97% REC LIMITED 2029 | PSU/FI | 150000000 | 149985000 | 25-04-2019 | 26-04-2019 | 8.97% | 13455000 | Yearly | 28th March | 08-10-2024 |
| 28 | 8.70% BANK OF BARODA PERPETUAL BONDS (SERIES X) | PSU/FI | 100000000 | 95050000 | 20-03-2020 | 20-03-2020 | 8.70% | 8700000 | Yearly | 28th November | 28-03-2029 |
| | | | 1449500000 | 1463864700 | | | | | | | |
| 29 | Special Deposit Account with SBI,Main | | 180000000 | 180000000 | 03-01-2003 | 03-01-2003 | 7.7% | 13860000 | Yearly | 31st Dec | |
| | TOTAL | | 1629500000 | 1643864700 | | | | | | | |



NESCO EMPLOYEES' PROVIDENT FUND TRUST
JANUGANJ, BALASORE-756019, ORISSA

Annexure-4

Schedules of investment in Bonds & Securities as on 31-03-2020


| No | Particulars Of Bond /Securities | Category | Face Value | Cost | Date of Purchase | Date of Allotment | Rate of Interest | Yearly Interest Amount | Interest Receivable | Interest Receivable Date | Date of Closing |
|----|---------------------------------------|----------|------------|-----------|------------------|-------------------|------------------|------------------------|---------------------|-----------------------------|--------------------------------|
| 1 | 7.95 % GOI Stock, 2032 | CG | 10000000 | 10072000 | 09-10-2002 | 09-10-2002 | 7.95% | 7950000 | Half Yearly | 28th Aug & 28th Feb | 28-08-2032 |
| 2 | 6.30 % GOI Stock, 2023 | CG | 30000000 | 29910000 | 08-05-2003 | 08-05-2003 | 6.30% | 1890000 | Half Yearly | 09th April & 9th Oct | 09-04-2023 |
| 3 | 8.90% IDFC BOND-2025 | PSU/FI | 40000000 | 40380000 | 16-06-2010 | 16-06-2010 | 8.90% | 3560000 | Yearly | 9th April | 09-04-2025 |
| 4 | 8.70% PFC BOND-2025 | PSU/FI | 30000000 | 29880000 | 16-06-2010 | 16-06-2010 | 8.70% | 2610000 | Yearly | 14th May | 14-05-2025 |
| 5 | 8.80% REC BOND-2020 | PSU/FI | 40000000 | 40080000 | 19-11-2010 | 22-11-2010 | 8.80% | 3520000 | Yearly | 25th October | 25-10-2020 |
| 6 | 8.28% GOI LOAN 2027 | CG | 30000000 | 29217000 | 04-01-2012 | 05-01-2012 | 8.28% | 2484000 | Half Yearly | 21st Sept. & 21st March | 21-09-2027 |
| 7 | 8.15% GOI 11/06/2022 | CG | 20000000 | 18760000 | 31-12-2013 | 31-12-2013 | 8.15% | 1630000 | Half Yearly | 11th Dec. & 11th June | 11-06-2022 |
| 8 | 9.73% BANK OF BARODA BONDS 17/12/2023 | PSU/FI | 4000000 | 4000800 | 06-03-2014 | 06-03-2014 | 9.73% | 389200 | Yearly | 17th December | 17-12-2023 |
| 9 | 9.20% GOI 30/09/2030 | CG | 16000000 | 15971200 | 06-03-2014 | 06-03-2014 | 9.20% | 1472000 | Half Yearly | 30th Sept. & 30th March | 30-09-2030 |
| 10 | 9.80% HARYANA SDL | SDL | 50000000 | 50460000 | 06-03-2014 | 06-03-2014 | 9.80% | 4900000 | Half Yearly | 26th February & 26th August | 26-02-2024 |
| 11 | 9.72% TANGEDCO BOND | SG | 50000000 | 50000000 | 12-05-2014 | 16-07-2014 | 9.72% | 4860000 | Half Yearly | 18th January & 18th July | 15/07/2022, 23.24 at 30:30:40 |
| 12 | 8.75% KNNL SERIES-VIII BOND | SG | 100000000 | 100000000 | 25-03-2015 | 31-03-2015 | 8.75% | 8750000 | Yearly | 31st March | 30/03/2024 & 31/03/2025 50:50 |
| 13 | 9.13% KBJNL 2024 | PSU/FI | 30000000 | 30141000 | 01-06-2015 | 02-06-2015 | 9.13% | 2739000 | Yearly | 31st December | PUT & CALL 30-09-2021 MATURITY |
| 14 | 8.51% UP SDL SPL 2023 | SDL | 50000000 | 50665000 | 16-09-2015 | 18-09-2015 | 8.51% | 4255000 | Half Yearly | 4th April & 4th October | 04-10-2023 |



| | | | | | | | | | | | |
|----|--|--------|-------------------|-------------------|------------|------------|-------|----------|-------------|-----------------------------|---|
| | 2% GOI 2030 | CG | 70000000 | 76545000 | 13-01-2016 | 14-01-2016 | 9.20% | 6440000 | Half Yearly | 30th Sept. & 30th March | 30-09-2030 |
| | 9.47% TAMIL NADU SDL 26/03/2024 | SDL | 80000000 | 85120000 | 01-02-2016 | 02-02-2016 | 9.47% | 7576000 | Half Yearly | 26th Sept. & 26th March | 26-03-2024 |
| 17 | 9.35% REC 2022 | PSU/FI | 30000000 | 31698000 | 03-05-2016 | 04-05-2016 | 9.35% | 2805000 | Yearly | 15th June | 15-06-2022 |
| 18 | 9.51% MAHARASHTRA SDL 2023 | SDL | 60000000 | 64854000 | 03-05-2016 | 04-05-2016 | 9.51% | 5706000 | Half Yearly | 11th September & 11th March | 11-09-2023 |
| 19 | 9.50% UNION BANK ADDITIONAL TIER I PERPETUAL BONDS-SERXX | PSU/FI | 50000000 | 49990000 | 21-09-2016 | 21-09-2016 | 9.50% | 4750000 | Yearly | 15th September | CALL DATE 15-09-2026 |
| 20 | 8.05% IREDA LTD BOND (SERIES VIB) 29/03/2027 | PSU/FI | 80000000 | 80672000 | 27-04-2017 | 27-04-2017 | 8.05% | 6440000 | Yearly | 29th March | 29-03-2027 |
| 21 | 8.35% NATIONAL INSURANCE COMPANY LTD NCD 26/03/2027 | PSU/FI | 70000000 | 70763000 | 27-04-2017 | 27-04-2017 | 8.35% | 5845000 | Yearly | 27th March | 26-03-2027 |
| 22 | 8.50% ANDHRA PRADESH SPL SDL 28/03/2029 | SDL | 40000000 | 43376000 | 20-09-2017 | 21-09-2017 | 8.50% | 3400000 | Half Yearly | 28th Sept. & 28th March | 28-03-2029 |
| 23 | 8.02% CORPORATION BANK BONDS (SERIES I) 14/11/2027 | PSU/FI | 50000000 | 49995000 | 17-11-2017 | 17-11-2017 | 8.02% | 4010000 | Yearly | 14th November | 14-11-2027 |
| 24 | 9.75% U.P. POWER CORPORATION LTD 18/10/2024 | PSU/FI | 35000000 | 34748000 | 04-05-2018 | 04-05-2018 | 9.75% | 3412500 | Quarterly | 20th Jan, Apr, Jul, Oct | 25% on 19/01, 19/04, 19/07 & 18/10/2024 |
| 25 | 9.75% U.P. POWER CORPORATION LTD 20/10/2025 | PSU/FI | 50000000 | 49640000 | 04-05-2018 | 04-05-2018 | 9.75% | 4875000 | Quarterly | 19th Jan, Apr, Jul, Oct | 20-10-2025 |
| 26 | 7.71% TN UDAY BOND 2023 | SDL | 50000000 | 48980000 | 04-05-2018 | 07-05-2018 | 7.71% | 3855000 | Half Yearly | 22nd Aug. & 22nd February | 22-02-2023 |
| 27 | 8.39% RAJASTHAN SPL SDL 15/03/2023 | SDL | 50000000 | 50305000 | 07-05-2018 | 08-05-2018 | 8.39% | 4195000 | Half Yearly | 15th Sept. & 15th March | 15-03-2023 |
| 28 | 9.05% PFC 2025 | PSU/FI | 50000000 | 50270000 | 27-09-2018 | 27-09-2018 | 9.05% | 4525000 | Yearly | 15th December | 15-12-2025 |
| 29 | 9.10% PFC LIMITED BONDS (SERIES 184-B) 23/03/2029 | PSU/FI | 150000000 | 151215000 | 26-04-2019 | 26-04-2019 | 9.10% | 13650000 | Yearly | 25th March | 23-03-2029 |
| | | | 1415000000 | 1437708000 | | | | | | | |
| 30 | Special Deposit with SBI, Main Branch, BBSR | | 80000000 | 80000000 | 03-01-2003 | 03-01-2003 | 8.00% | 6400000 | Yearly | 31st Dec | |
| | TOTAL | | 1498000000 | 1517708000 | | | | | | | |



| Monthly Terminal benefits released statement for Fy (2019-20) | | | ANNEXURE 5(1) |
|---|-----------------------|---------------------|--------------------|
| MONTH | PENSION TOTAL | GRATUITY TOTAL | UL TOTAL |
| Apr-19 | 5,55,83,281 | -86,88,051 | 1,15,21,557 |
| May-19 | 7,07,91,580 | -30,88,925 | 0 |
| Jun-19 | 6,72,90,053 | 1,03,55,086 | 86,94,553 |
| Jul-19 | 19,94,18,099 | 3,14,21,890 | 91,36,495 |
| Aug-19 | 7,02,27,889 | 3,00,00,000 | 49,84,893 |
| Sep-19 | 12,56,76,074 | 1,00,00,000 | 1,34,14,602 |
| Oct-19 | 13,08,35,308 | 1,00,00,000 | 66,94,401 |
| Nov-19 | 7,52,09,694 | 1,00,00,000 | 91,99,826 |
| Dec-19 | 7,51,82,075 | 1,00,00,000 | 59,91,737 |
| Jan-20 | 6,97,79,315 | 1,00,00,000 | 0 |
| Feb-20 | 7,63,29,842 | 1,00,00,000 | 62,23,673 |
| Mar-20 | 8,11,25,975 | 1,00,00,000 | 38,02,664 |
| TOTAL | 1,09,74,49,185 | 13,00,00,000 | 7,96,64,401 |



| Monthly Terminal benefits released statement for Fy (2020-21) | | | ANNEXURE 5(2) |
|---|---------------------|--------------------|--------------------|
| MONTH | PENSION TOTAL | GRATUITY TOTAL | UL TOTAL |
| | 10(7+8-9) | 14(11+12-13) | |
| Apr-20 | 10,23,38,139 | 92,64,535 | 0 |
| May-20 | 6,57,66,057 | -38,20,269 | 0 |
| Jun-20 | 6,59,27,800 | -49,11,591 | 45,22,179 |
| Jul-20 | 8,01,08,321 | 45,00,304 | 80,40,150 |
| Aug-20 | 8,60,66,450 | 1,42,31,556 | 2,53,67,097 |
| Sep-20 | 6,96,32,112 | 0 | 96,91,662 |
| Oct-20 | 7,98,11,885 | 99,40,000 | 66,49,789 |
| Nov-20 | 6,38,27,573 | -57,91,470 | 0 |
| TOTAL | 61,34,78,337 | 2,34,13,065 | 5,42,70,877 |




| Amount in Cr. | Annexure - 6 | | | | | | | | | | | | | |
|--|--------------|--------|---------|---------|--------|---------|--------|--------|--------|--------|--------|--------|--------|---------|
| | April'19 | May'19 | June'19 | July'19 | Aug'19 | Sept'19 | Oct'19 | Nov'19 | Dec'19 | Jan'20 | Feb'20 | Mar'20 | Total | |
| Opening Balance | | | | | | | | | | | | | | |
| Cash inflows from operational activities | | | | | | | | | | | | | | |
| Revenue collections | 2283.84 | 240.85 | 184.13 | 173.14 | 207.9 | 192.52 | 161.25 | 191.27 | 188.12 | 160.48 | 209.23 | 185.33 | 189.62 | 2283.84 |
| 6% supervision charges | 11.28 | 0.91 | 2.86 | 1.58 | 1.03 | 0.88 | 0.53 | 0.89 | 0.25 | 0.42 | 0.34 | 1.04 | 0.55 | 11.28 |
| Reliability surcharges | 7.02 | 0.58 | 0.60 | 0.66 | 0.51 | 0.65 | 0.63 | 0.59 | 0.60 | 0.48 | 0.57 | 0.59 | 0.56 | 7.02 |
| Prompt payment rebate | 17.38 | 1.36 | 1.64 | 1.69 | 1.73 | 1.64 | 1.38 | 1.45 | 1.36 | 1.34 | 1.25 | 0.00 | 2.55 | 17.38 |
| Scrap sale | | | | | | | | | | | | | | 0.00 |
| Interest Income (Net) | | | | | | | | | | | | | | 0 |
| Total Inflow | 2319.52 | 243.70 | 189.23 | 177.07 | 211.17 | 195.69 | 163.79 | 194.20 | 190.33 | 162.72 | 211.39 | 186.96 | 193.28 | 2319.52 |
| Cash Outflows | | | | | | | | | | | | | | |
| BSP Bill | 1776.41 | 176.24 | 146.35 | 140.83 | 162.54 | 154.67 | 122.46 | 138.88 | 136.28 | 134.33 | 113.03 | 115.64 | 235.16 | 1776.41 |
| CESU | 6.98 | 5.35 | 1.00 | | | 0.63 | | | | | | | | 6.98 |
| Transmission charges | 138.04 | 12.18 | 12.52 | 13.49 | 12.55 | 13.2 | 12.49 | 11.43 | 11.27 | 9.48 | 9.70 | 9.89 | 9.84 | 138.04 |
| SLDC charges | 0.96 | 0.08 | 0.08 | 0.08 | 0.08 | 0.08 | 0.08 | 0.08 | 0.08 | 0.08 | 0.08 | 0.08 | 0.08 | 0.96 |
| Employees Cost | 323.55 | 21.34 | 21.34 | 27.26 | 37.35 | 46.22 | 0.00 | 42.05 | 29.61 | 29.05 | 23.11 | 23.11 | 23.11 | 323.55 |
| R&M | 6.42 | 0.39 | 0.33 | 0.73 | 0.41 | 0.62 | 0.39 | 0.54 | 0.62 | 0.50 | 0.54 | 0.63 | 0.72 | 6.42 |
| A&G | 35.35 | 1.86 | 2.29 | 2.42 | 2.75 | 3.78 | 3.70 | 2.56 | 3.16 | 3.39 | 3.40 | 3.28 | 2.76 | 35.35 |
| Interest on Loan (BST) | 9.64 | 0.72 | 0.72 | 0.75 | 0.88 | 0.94 | 0.88 | 0.90 | 0.85 | 0.93 | 0.82 | 0.62 | 0.63 | 9.64 |
| Others, if any-interest on loans | 7.76 | 0.62 | 0.62 | 0.02 | 1.19 | 0.62 | 0.6 | 0.62 | 0.60 | 0.65 | 0.73 | 0.74 | 0.75 | 7.76 |
| Licence fees | 1.90 | 1.90 | 0 | 0 | 0 | 0 | 0 | 0 | 0 | 0 | 0 | 0 | 0 | 1.90 |
| Total outflow | 2317.38 | 220.68 | 185.25 | 185.58 | 217.75 | 220.76 | 140.60 | 197.06 | 182.47 | 178.41 | 161.78 | 153.99 | 273.05 | 2317.38 |
| Closing Balance | 2.14 | 23.02 | 3.98 | -8.51 | -6.58 | -25.07 | 23.19 | -2.86 | 7.86 | -15.69 | 49.61 | 32.97 | -79.77 | 2.14 |



Cash flows statement for 2020-21

| Amount in Cr. | April'20 | May'20 | June'20 | July'20 | Aug'20 | Sept'20 | Oct'20 | Nov'20 | Dec'20 | Jan'21 | Feb'21 | Mar'21 | Total |
|--|----------|--------|---------|---------|--------|---------|--------|--------|--------|--------|--------|--------|---------|
| Opening Balance | | | | | | | | | | | | | 1272.83 |
| Cash inflows from operational activities | | | | | | | | | | | | | 7.02 |
| Revenue collections | 1272.83 | 114.31 | 111.32 | 127.2 | 155.57 | 120.21 | 148.83 | 164.98 | 159.9 | 170.51 | | | 1.19 |
| 6% supervision charges | 7.02 | 0.74 | 0.95 | 1.31 | 0.34 | 0.08 | 0.47 | 0.29 | 0.97 | 1.87 | | | 5.27 |
| Reliability surcharges | 1.19 | 0.11 | 0.35 | 0.48 | 0.07 | 0.03 | 0.01 | 0.23 | 0.03 | 0.11 | | | 0 |
| Prompt payment rebate | 5.27 | 1.39 | 1.22 | 0.20 | 1.38 | 0.24 | 0.22 | | 0.21 | 0.18 | | | 0 |
| Scrap sale | | | | | | | | | | | | | 0 |
| Interest Income (Net) | | | | | | | | | | | | | 1286.31 |
| Total Inflow | 1286.31 | 116.55 | 113.84 | 129.19 | 157.36 | 120.56 | 149.53 | 165.50 | 161.11 | 172.67 | | | 955 |
| Cash Outflows | | | | | | | | | | | | | 0 |
| BSP Bill | 955 | 0.00 | 119.8 | 104.85 | 119.35 | 126.6 | 120 | 115.47 | 114.46 | 134.47 | | | 93.34 |
| CESU | 0 | | | | | | | | | | | | 0.72 |
| Transmission charges | 93.34 | 10.07 | 8.75 | 10.05 | 10.73 | 11.79 | 11.03 | 11.29 | 10.46 | 9.17 | | | 257.62 |
| SLDC charges | 0.72 | 0.08 | 0.08 | 0.08 | 0.08 | 0.08 | 0.08 | 0.08 | 0.08 | 0.08 | | | 30.88 |
| Employees Cost | 257.62 | 23.11 | 21.11 | 25.11 | 28.57 | 28.57 | 28.57 | 45.44 | 28.57 | 28.57 | | | 30.16 |
| R&M | 30.88 | 3.12 | 2.70 | 4.35 | 3.57 | 3.29 | 3.14 | 3.44 | 4.48 | 2.79 | | | 6.25 |
| A&G | 30.16 | 0.93 | 3.64 | 3.65 | 3.67 | 3.17 | 3.79 | 5.79 | 3.38 | 2.14 | | | 10.11 |
| Interest on Loan (BST) | 6.25 | 0.43 | 0.22 | 1.79 | 0.49 | 0.7 | 0.55 | 0.75 | 0.71 | 0.61 | | | 1.9 |
| Others, if any-interest on loans | 10.11 | 1.15 | 1.12 | 1.13 | 1.13 | 1.13 | 1.13 | 1.13 | 1.09 | 1.1 | | | 0 |
| Licence fees | 1.9 | 1.90 | 0 | 0 | 0 | 0 | 0 | 0 | 0 | 0 | | | 0 |
| Total outflow | 1029.67 | 40.21 | 158.76 | 148.48 | 174.88 | 196.81 | 138.37 | 172.16 | 0.00 | 0.00 | 0.00 | 0.00 | 1029.67 |



Schedules of Investment in Bond & Securities of Trust as on 30-11-2020

| Sl.No | Particulars Of Bond /Securities | Category | Face Value | COST | Date of Purchase/Transfer | Date of Allotment | Rate of Int. | Yearly Interest Amount | Int. Receivable | Interest Receivable Date | Date of Closing |
|-------|---------------------------------|----------|-----------------|-----------------|---------------------------|-------------------|--------------|------------------------|-----------------|---------------------------|-----------------|
| 1 | 8.20% GOI 2020 | CG | 5000000 | 5467500 | 13-01-2018 | 14-01-2018 | 9.20% | 400000 | Half Yearly | 30th Sept. & 30th March | 30-09-2020 |
| 2 | 9.45% PFC 2020 | PSUFI | 10000000 | 10288000 | 27-09-2018 | 27-09-2018 | 9.45% | 945000 | Yearly | 1 st September | 01-09-2020 |
| | | | | | | | | | | | |
| | | | | | | | | | | | |
| | TOTAL | | 15000000 | 15755500 | | | | | | | |

NESCO EMPLOYEES' GRATUITY FUND TRUST
JANUGANJ, BALASORE-756019, ODISHA


Schedules of Investment in Bond & Securities of Trust as on 30-11-2020

| Sl.No | Particulars Of Bond /Securities | Category | Face Value | Cost | Date of Purchase | Date of Allotment | Rate of Int. | Yearly Interest Amount | Int. Receivable | Interest Receivable Date | Date of Closing |
|-------|--|----------|------------------|------------------|------------------|-------------------|--------------|------------------------|-----------------|--------------------------|-----------------|
| 1 | 7.95% GOI Stock 2022 | CG | 17500000 | 17620000 | 09-10-2002 | 09-10-2002 | 7.95% | 1391250 | Half Yearly | 28th Aug & 28th Feb | 28-08-2022 |
| 2 | 8.30% GOI 2023 | CG | 20000000 | 19940000 | 06-05-2003 | 06-05-2003 | 8.30% | 1260000 | Half Yearly | 06th April & 9th Oct | 09-04-2023 |
| 3 | 8.15 % GOI FCI Spl. Bond 2022 | CG | 10000000 | 10099000 | 10-11-2008 | 13-11-2008 | 8.15% | 815000 | Half Yearly | 16th Apr & 16th Oct | 16-10-2022 |
| 4 | 9.25% MP SDL 2023 | CG | 30000000 | 31563000 | 01-02-2016 | 02-02-2016 | 9.25% | 2767000 | Half Yearly | 9th April & Oct | 09-10-2023 |
| 5 | 8.50% ANDHRA PRADESH SPL-SDL 28/03/2023 | SDL | 30000000 | 32532000 | 20-09-2017 | 21-09-2017 | 8.50% | 2550000 | Half Yearly | 28th Sept. & 28th March | 28-03-2023 |
| 6 | 8.25% UNITED INDIA INSURANCE COMPANY LIMITED, 2028 | PSUFI | 60000000 | 60000000 | 02-02-2018 | 02-02-2018 | 8.25% | 4950000 | Yearly | 1st February | 01-02-2028 |
| 7 | 9.45% PFC 2020 | PSUFI | 40000000 | 41152000 | 27-09-2018 | 27-09-2018 | 9.45% | 3760000 | Yearly | 1st September | 01-09-2020 |
| | | | | | | | | | | | |
| | | | | | | | | | | | |
| | TOTAL | | 267500000 | 212912000 | | | | | | | |



Schedules of Investment in Bond & Securities of Trust as on 30-11-2020

| Sl. No. | Name of Bond / Securities | Category | Face Value | Cost | Date of Purchase | Date of Allotment | Rate of Int. | Yearly Interest Amount | Int. Receivable | Interest Receivable Date | Date of Closing |
|---------|---|----------|------------|------------|------------------|-------------------|--------------|------------------------|-----------------|-----------------------------|-------------------------|
| 1 | 7.95% GOI Stock-2032 | CG | 32500000 | 32734000 | 09-10-2002 | 09-10-2002 | 7.95% | 2583750 | Half Yearly | 28th Aug & 28th Feb | 28-06-1932 |
| 2 | 6.30% GOI Stock-2003 | CG | 10000000 | 9970000 | 08-05-2003 | 08-05-2003 | 6.30% | 630000 | Half Yearly | 09th April & 9th Oct | 09-04-2003 |
| 3 | 8.15% GOI FCI SPL BOND-2002 | CG | 40000000 | 40396000 | 10-11-2006 | 13-11-2006 | 8.15% | 3290000 | Half Yearly | 18th Apr & 18th Oct | 18-10-2002 |
| 4 | 8.20% GOI OIL MKT BONDS 15/09/2004 | CG | 30000000 | 29394000 | 27-01-2011 | 28-01-2011 | 8.20% | 2460000 | Half Yearly | 15th March & 15th September | 15-09-2004 |
| 5 | 8.28% GOI LOAN 2007 | CG | 20000000 | 19478000 | 04-01-2012 | 05-01-2012 | 8.28% | 1656000 | Half Yearly | 21st Sept. & 21st March | 21-09-2007 |
| 6 | 9.97% APPFCL BOND | SG | 50000000 | 50000000 | 30-01-2012 | 30-01-2012 | 9.97% | 4985000 | Half Yearly | 1st April & 1st October | 30-01-2012 |
| 7 | 8.15% GOI 11/06/2002 | CG | 30000000 | 28140000 | 30-12-2013 | 31-12-2013 | 8.15% | 2445000 | Half Yearly | 11th Dec. & 11th June | 11-06-2002 |
| 8 | 9.20% GOI 30/09/2030 | CG | 31000000 | 30944200 | 05-03-2014 | 06-03-2014 | 9.20% | 2852000 | Half Yearly | 30th Sept. & 30th March | 30-09-2030 |
| 9 | 9.73% BANK OF BARODA BONDS 17/12/2023 | PSUFI | 27000000 | 27005400 | 06-03-2014 | 06-03-2014 | 9.73% | 2627100 | Yearly | 12th December | 17-12-2023 |
| 10 | 9.13% KBRL 2024 | PSUFI | 20000000 | 20094000 | 01-06-2015 | 02-06-2015 | 9.13% | 1826000 | Yearly | 31st Dec | 30-09-2021 |
| 11 | 9.20% GOI 2030 | CG | 30000000 | 32805000 | 13-01-2016 | 14-01-2016 | 9.20% | 2780000 | Half Yearly | 30th Sept. & 30th March | 30-09-2030 |
| 12 | 9.26% MP SDL 2003 | CG | 20000000 | 21042000 | 01-02-2016 | 02-02-2016 | 9.47% | 1894000 | Half Yearly | 29th Sep & Mar | 09-10-2003 |
| 13 | 9.50% UNION BANK PERPETUAL BOND | PSUFI | 100000000 | 102250000 | 29-12-2016 | 30-12-2016 | 9.50% | 9500000 | Yearly | 15th September | 15-09-2099 |
| 14 | 9.20% GOI 30/09/2030 | CG | 30000000 | 34185000 | 03-03-2017 | 06-03-2017 | 9.20% | 2780000 | Half Yearly | 30th Sept. & 30th March | 30-09-2030 |
| 15 | 9.20% GOI 30/09/2030 | CG | 50000000 | 56665000 | 03-03-2017 | 06-03-2017 | 9.20% | 4600000 | Half Yearly | 30th Sept. & 30th March | 30-09-2030 |
| 16 | 8.05% IREDA LTD BOND (SERIES VII) 29/03/2027 | PSUFI | 50000000 | 50420000 | 27-04-2017 | 27-04-2017 | 8.05% | 4025000 | Yearly | 29th March | 29-03-2027 |
| 17 | 8.12% IREDA 24/03/2027 | PSUFI | 100000000 | 101510000 | 27-04-2017 | 27-04-2017 | 8.12% | 8120000 | Yearly | 24th March | 24-03-2027 |
| 18 | 8.50% ANDHRA PRADESH SPL SDL 28/03/2029 | SDL | 30000000 | 32532000 | 20-09-2017 | 21-09-2017 | 8.50% | 2550000 | Half Yearly | 28th Sept. & 28th March | 28-03-2029 |
| 19 | 9.58% UP SPL SDL 02/06/2031 | SDL | 50000000 | 54095000 | 25-10-2017 | 26-10-2017 | 9.58% | 4290000 | Half Yearly | 2nd June & 2nd December | 02-06-2031 |
| 20 | 9.80% JAIPUR VIDYUT VITRAN NIGAM LIMITED BONDS 30/03/2031 | SG | 50000000 | 50010000 | 25-10-2017 | 26-10-2017 | 9.80% | 4900000 | Half Yearly | 30th Sept. & 30th March | 30-03-2031 |
| 21 | 8.02% CORPORATION BANK BONDS (SERIES I) 14/11/2027 | PSUFI | 29000000 | 28697100 | 17-11-2017 | 17-11-2017 | 8.02% | 2325800 | Yearly | 14th November | 14-11-2027 |
| 22 | 8.02% CORPORATION BANK BONDS (SERIES I) 14/11/2027 | PSUFI | 20000000 | 19988000 | 17-11-2017 | 17-11-2017 | 8.02% | 1604000 | Yearly | 14th November | 14-11-2027 |
| 23 | 8.25% UNITED INDIA INSURANCE COMPANY LIMITED, 2028 | PSUFI | 100000000 | 100000000 | 02-02-2018 | 02-02-2018 | 8.25% | 8250000 | Yearly | 1st February | 01-02-2028 |
| 24 | 9.15% PNB (SR-VI) PERPETUAL | PSUFI | 50000000 | 49090000 | 04-05-2018 | 04-05-2018 | 9.15% | 4575000 | Yearly | 14th February | Perpetual |
| 25 | 7.67% TN UDAY 2023 | SDL | 150000000 | 146670000 | 04-05-2018 | 07-05-2018 | 7.67% | 11505000 | Half Yearly | 22nd Sept. & 22nd March | 22-03-2023 |
| 26 | 8.98% PFC 2024 | PSUFI | 50000000 | 50105000 | 27-08-2018 | 27-08-2018 | 8.98% | 4490000 | Yearly | 8th October | 08-10-2024 |
| 27 | 8.97% REC LIMITED 2029 | PSUFI | 150000000 | 149985000 | 26-04-2018 | 26-04-2018 | 8.97% | 13455000 | Yearly | 28th March | 28-03-2029 |
| 28 | 8.70% BANK OF BARODA PERPETUAL BONDS (SERIES X) | PSUFI | 100000000 | 95050000 | 20-03-2020 | 20-03-2020 | 8.70% | 8700000 | Yearly | 28th November | 28-11-2024 Call Date |
| 29 | 8.50% BANK OF BARODA PERPETUAL BONDS (SERIES XII) | PSUFI | 50000000 | 50000000 | 10-08-2020 | 10-08-2020 | 8.50% | 4250000 | Yearly | 28th July | 28-11-2024 Call Date |
| | | | 1499500000 | 1513864700 | | | | | | | |
| 30 | Special Deposit Account with SBI Main | CG | 180000000 | 180000000 | | | | | Yearly | 31st Dec | |
| | | | 1679500000 | 1693864700 | | | | | | | |




NESCO EMPLOYEES' PROVIDENT FUND TRUST
JANUGANJ, BALASORE-756019, ODISHA

Annexure-7

Schedules of Investment in Bond & Securities of Trust as on 30-11-2020

| Sl. No. | Particulars of Bond / Securities | Category | Face Value | Cost | Date of Purchase | Date of Allotment | Rate of Int. | Yearly Interest Amount | Int. Receivable | Int. Receivable Date | Date of Closing |
|---------|---|----------|------------|------------|------------------|-------------------|--------------|------------------------|-----------------|---------------------------------------|--|
| 1 | 8.30% GOI Stock, 2032 | CG | 10000000 | 10072000 | 09-10-2002 | 09-10-2002 | 7.95% | 795000 | Half Yearly | 28th Aug & 28th Feb | 28-08-2032 |
| 2 | 8.30% GOI Stock, 2023 | CG | 30000000 | 29910000 | 08-05-2003 | 08-05-2003 | 8.30% | 1890000 | Half Yearly | 09th April & 9th Oct | 09-04-2023 |
| 3 | 8.90% IDFC BOND-2025 | PSUFI | 40000000 | 40380000 | 16-06-2010 | 16-06-2010 | 8.90% | 3560000 | Yearly | 9th April | 09-04-2025 |
| 4 | 8.70% PFC BOND-2025 | PSUFI | 30000000 | 29890000 | 16-06-2010 | 16-06-2010 | 8.70% | 2610000 | Yearly | 14th May | 14-05-2025 |
| 5 | 8.28% GOI LDAN 2027 | CG | 30000000 | 29217000 | 04-01-2012 | 05-01-2012 | 8.28% | 2484000 | Half Yearly | 21st Sept. & 21st March | 21-09-2027 |
| 6 | 8.15% GOI 11/06/2022 | CG | 20000000 | 18760000 | 31-12-2013 | 31-12-2013 | 8.15% | 1630000 | Half Yearly | 11th Dec. & 11th June | 11-06-2022 |
| 7 | 9.73% BANK OF BARODA BONDS 17/12/2023 | PSUFI | 4000000 | 4000800 | 06-03-2014 | 06-03-2014 | 9.73% | 389200 | Yearly | 17th December | 17-12-2023 |
| 8 | 9.20% GOI 30/09/2030 | CG | 16000000 | 15971200 | 06-03-2014 | 06-03-2014 | 9.20% | 1472000 | Half Yearly | 30th Sept. & 30th March | 30-09-2030 |
| 9 | 9.80% HARYANA SDL | SDL | 50000000 | 50460000 | 06-03-2014 | 06-03-2014 | 9.80% | 4900000 | Half Yearly | 26th February & 26th August | 26-02-2024 |
| 10 | 9.72% TANGEDCO BOND | SG | 50000000 | 50000000 | 12-06-2014 | 16-07-2014 | 9.72% | 4850000 | Half Yearly | 16th January & 16th July | 16/07/2022, 23.24 at 30.30.40 |
| 11 | 8.75% KNNL SERIES-VIII BOND | SG | 100000000 | 100000000 | 25-03-2015 | 25-03-2015 | 8.75% | 9624806 | Yearly | 31st March | 30-03-2024 & 31-03-2025 90-90 |
| 12 | 9.13% KBLNL 2024 | PSUFI | 30000000 | 30141000 | 01-06-2015 | 02-06-2015 | 9.13% | 2739000 | Yearly | 31st Dec | 30-09-2021 |
| 13 | 8.91% UP SDL SPL 2023 | SDL | 60000000 | 59665000 | 16-09-2015 | 18-09-2015 | 8.91% | 4255000 | Half Yearly | 4th April & 4th October | 04-10-2023 |
| 14 | 9.20% GOI 2030 | CG | 70000000 | 70545000 | 13-01-2016 | 14-01-2016 | 9.20% | 6440000 | Half Yearly | 30th Sept. & 30th March | 30-09-2030 |
| 15 | 9.47% TAMIL NADU SDL 26/03/2024 | SDL | 80000000 | 85120000 | 01-02-2016 | 02-02-2016 | 9.47% | 7576000 | Half Yearly | 26th Sep & Mar | 26-03-2024 |
| 16 | 9.35% REC 2022 | PSUFI | 30000000 | 31886000 | 03-05-2016 | 04-05-2016 | 9.35% | 2805000 | Yearly | 15th June | 15-06-2022 |
| 17 | 9.51% Maharashtra SDL 2023 | SDL | 60000000 | 64854000 | 03-05-2016 | 04-05-2016 | 9.51% | 5706000 | Half Yearly | 11th Sep & Mar | 11-09-2023 |
| 18 | 9.50% UNION BANK ADDITIONAL TIER I PERP BONDS - SERXX | PSUFI | 50000000 | 49960000 | 21-09-2016 | 21-09-2016 | 9.50% | 4750000 | Yearly | 15th September | Perpetual |
| 19 | 8.05% IREDA LTD BOND (SERIES VII) 29/03/2027 | PSUFI | 80000000 | 80672000 | 27-04-2017 | 27-04-2017 | 8.05% | 6440000 | Yearly | 29th March | 29-03-2027 |
| 20 | 8.35% NATIONAL INSURANCE COMPANY LTD NCD 26/03/2027 | PSUFI | 70000000 | 70763000 | 27-04-2017 | 27-04-2017 | 8.35% | 5845000 | Yearly | 27th March | 26-03-2027 |
| 21 | 8.50% ANDHRA PRADESH SPL SDL 28/03/2029 | SDL | 40000000 | 43376000 | 20-09-2017 | 21-09-2017 | 8.50% | 3400000 | Half Yearly | 28th Sept. & 28th March | 28-03-2029 |
| 22 | 8.02% CORPORATION BANK BONDS (SERIES 9) 14/11/2027 | PSUFI | 50000000 | 49965000 | 17-11-2017 | 17-11-2017 | 8.02% | 4010000 | Yearly | 14th November | 14-11-2027 |
| 23 | 9.75% U.P. POWER CORPORATION LTD 18/10/2024 | PSUFI | 35000000 | 34748000 | 04-05-2018 | 04-05-2018 | 9.75% | 3412000 | Quarterly | 20th Jan, Apr, Jul, Oct | 25th on 18/01, 18/04, 18/07 & 18/10/2024 |
| 24 | 9.75% U.P. POWER CORPORATION LTD 20/10/2025 | PSUFI | 50000000 | 49640000 | 04-05-2018 | 04-05-2018 | 9.75% | 4875000 | Quarterly | 19th Jan, Apr, Jul, Oct | 20-10-2025 |
| 25 | 7.71% TN UDAY BOND 2023 | SDL | 50000000 | 48980000 | 04-05-2018 | 07-05-2018 | 7.71% | 3895000 | Half Yearly | 22nd Aug. & 22nd February | 22-02-2023 |
| 26 | 8.39% RAJASTHAN SPL SDL 15/03/2023 | SDL | 50000000 | 50305000 | 07-05-2018 | 08-05-2018 | 8.39% | 4195000 | Half Yearly | 15th Sept. & 15th March | 15-03-2023 |
| 27 | 9.05% PFC 2025 | PSUFI | 50000000 | 50270000 | 27-09-2018 | 27-09-2018 | 9.05% | 4525000 | Yearly | 15th December | 15-12-2025 |
| 28 | 9.10% PFC LIMITED BONDS 23/03/2029 | PSUFI | 150000000 | 151215000 | 26-04-2019 | 26-04-2019 | 9.10% | 13650000 | Yearly | 25th March | 23-03-2029 |
| 29 | 8.97% UPPCL (SERIES III - D) NCD 15/02/2024 | PSUFI | 150000000 | 151665000 | 10-08-2020 | 10-08-2020 | 8.97% | 13456000 | Quarterly | 15th February, May, August & November | 15-05-2023, 16-08-2023, 15-11-2023, 15-02-2024 |
| | | | 1525000000 | 1549293000 | | | | | | | |
| 30 | Special Deposit with SBI Main Branch, BBSR | CG | 80000000 | 80000000 | 03-01-2003 | | 8.00% | 6400000 | Yearly | 31st Dec | |
| | TOTAL | | 1605000000 | 1629293000 | | | | | | | |



| Month | Amount of Revenue Collected (in crore) | Amount deposited in Escrow Account (in crore) | Amount paid to GRIDCO/OPTCL/SLDC | | | Amount drawn towards Escrow Relaxation | | | SOD (opening Bal.) | SOD (Closing Bal.) | Balance in escrow account (closing Bal.) | Remarks |
|----------|--|---|----------------------------------|-------------------|----------------|--|---------------|----------|--|--------------------|--|---------|
| | | | | Amount (in crore) | Dt. of payment | Period | Employee Cost | R & M | License fees/Elect public awareness fund/Other s | Amount (in crore) | Amount (in crore) | |
| April'19 | 240.84 | 126.24 | BSP | 50.00 | 04.04.19 | Feb'19 | 13.00 | | | | | |
| | | | OPTCL | 12.18 | 09.04.19 | Mar'19 | 6.00 | | 1.90 | licence fees | | 176.24 |
| | | 146.35 | BSP | 60.00 | 09.04.19 | Feb'19 | 1.00 | | 5.35 | cesu | | |
| | | 150.83 | BSP | 16.24 | 12.04.19 | Feb'19 | | | | | | |
| | | | SLDC | 0.08 | 23.04.19 | Mar'19 | | | | | | |
| | | | BSP | 50.00 | 30.04.19 | Mar'19 | 1.34 | | | | | |
| May'19 | 184.5 | | BSP | 96.35 | 10.05.19 | Mar'19 | 20.00 | | 1.00 | cesu | | 146.35 |
| | | 162.54 | OPTCL | 12.52 | 10.05.19 | April'19 | 1.34 | | | | | |
| | | | BSP | 30.00 | 28.05.19 | April'19 | | | | | | |
| | | | SLDC | 0.08 | 29.05.19 | April'19 | | | | | | |
| | | | BSP | 20.00 | 31.05.19 | April'19 | | | | | | |
| June'19 | | 149.67 | BSP | 100.83 | 10.06.19 | April'19 | 20.00 | April'19 | | | | 140.83 |
| | | | OPTCL | 13.49 | 11.06.19 | May'19 | | | | | | |
| | | | BSP | 40.00 | 26.06.19 | May'19 | | | | | | |
| | | | SLDC | 0.08 | 27.06.19 | May'19 | 7.26 | April'19 | | | | 162.54 |
| July'19 | | 157.46 | BSP | 30.00 | 03.07.19 | May'19 | 15.00 | May'19 | | | | |
| | | | BSP | 65.00 | 10.07.19 | May'19 | 9.00 | | | | | |
| | | REBATE ADJUSTED of Rs.27235276.00 | BSP | 27.54 | 16.07.19 | May'19 | 2.00 | | | | | |
| | | | OPTCL | 12.55 | 10.07.19 | June'19 | 6.50 | | | | | |
| | | | SLDC | 0.08 | 29.07.19 | June'19 | 1.34 | | | | | |
| | | | BSP | 25.00 | 25.07.19 | June'19 | 3.51 | | | | | |
| | | | BSP | 15.00 | 31.07.19 | June'19 | | | | | | |
| Aug'19 | | 148.89 | BSP | 40.00 | 03.08.19 | June'19 | 20.00 | | | | | 154.67 |
| | | | BSP | 30.00 | 05.08.19 | June'19 | 3.11 | | 0.63 | cesu | | |
| | | | OPTCL | 13.20 | 08.08.19 | July'19 | | | | | | |
| | | | BSP | 20.00 | 08.08.19 | June'19 | | | | | | |
| | | | BSP | 19.67 | 20.08.19 | June'19 | | | | | | |
| | | | BSP | 20.00 | 28.08.19 | July'19 | | | | | | |
| | | | SLDC | 0.08 | 28.08.19 | July'19 | 3.11 | | | | | |
| | | | BSP | 25.00 | 31.08.19 | July'19 | 20.00 | | | | | |
| Sept'19 | | 136.28 | BSP | 30.00 | 04.09.19 | July'19 | | | | | | 122.46 |
| | | | BSP | 60.00 | 07.09.19 | July'19 | | | | | | |
| | | | OPTCL | 12.49 | 11.09.19 | Aug'19 | | | | | | |
| | | | BSP | 22.46 | 17.09.19 | July'19 | | | | | | |
| | | | BSP | 10.00 | 21.09.19 | Aug'19 | | | | | | |
| | | | SLDC | 0.08 | 27.09.19 | Aug'19 | | | | | | |
| Oct'19 | | 134.33 | BSP | 100.00 | 05.10.19 | Aug'19 | 20.00 | | | | | 138.89 |
| | | REBATE ADJUSTED of Rs.44188803.00 | BSP | 38.89 | 24-10-2019 | Aug'19 | 6.50 | | | | | |
| | | | OPTCL | 11.43 | 11-10-2019 | Sept'19 | 5.94 | | | | | |
| | | | SLDC | 0.08 | 29-10-2019 | Sept'19 | 2.72 | 03.10.19 | REBATE | | | |
| | | | | | | | 3.11 | | | | | |
| | | | | | | | 6.50 | | | | | |
| Nov'19 | | | BSP | 80.00 | 07.11.19 | Sept'19 | 20.00 | | | | | 136.28 |
| | | | OPTCL | 11.27 | 07.11.19 | Oct'19 | 3.11 | | | | | |
| | | | BSP | 30.00 | 11.11.19 | Sept'19 | | | | | | |
| | | | BSP | 26.28 | 21.11.19 | Sept'19 | | | | | | |
| | | | SLDC | 0.08 | 26.11.19 | Oct'19 | 6.30 | | | | | |
| Dec'19 | | | BSP | 70.00 | 04.12.19 | Oct'19 | 18.00 | | | | | 134.33 |
| | | | BSP | 31.00 | 05.12.19 | Oct'19 | 2.00 | | | | | |
| | | | OPTCL | 9.48 | 09.12.19 | Nov'19 | 3.11 | | | | | |
| | | | BSP | 33.33 | 21.12.19 | Oct'19 | 5.94 | | | | | |
| | | | SLDC | 0.08 | 27.12.19 | Nov'19 | | | | | | |
| Jan'20 | | | BSP | 73.00 | 03.01.20 | Nov'19 | 18.00 | | | | | 113.03 |
| | | | BSP | 12.00 | 04.01.20 | Nov'19 | | | | | | |
| | | | BSP | 28.03 | 14.01.20 | Nov'19 | | | | | | |
| | | | OPTCL | 9.70 | 07.01.20 | Dec'19 | | 10.37 | E.D | | | |
| | | | SLDC | 0.08 | 29.01.20 | Dec'19 | 5.11 | | | | | |
| | | | BSP | 70.00 | 03.02.20 | Dec'19 | 18.00 | | | | | 115.64 |
| | | | BSP | 45.64 | 04.02.20 | Dec'19 | 2.00 | | | | | |
| | | | OPTCL | 9.89 | 07.02.20 | Jan'20 | 1.00 | | | | | |
| | | | SLDC | 0.08 | 24.02.20 | Jan'20 | 2.11 | | | | | |
| | | | BSP | 117.90 | 06.03.20 | Jan'20 | 20.00 | | | | | |
| | | | OPTCL | 9.84 | 09.03.20 | Feb'20 | 3.11 | | | | | |
| | | | BSP | 100.00 | 16.03.20 | Feb'20 | | | | | | |
| | | | BSP | 17.26 | 20.03.20 | Feb'20 | | | | | | |



| | | | | | | | | | | | | |
|----------|--------|-------|---------|-----------------|----------|--------|-------|---------------|--|--|--|--|
| | | SLDC | 0.08 | 23.03.20 | Feb'20 | | | | | | | |
| April'20 | | OPTCL | 10.07 | 08.04.20 | Mar'20 | 20 | 1.90 | | | | | |
| | | SLDC | 0.08 | 20.04.20 | Mar'20 | 3.11 | | | | | | |
| May'20 | | BSP | 119.80 | 05.05.20 | Mar'20 | 21.11 | | | | | | |
| | | OPTCL | 8.76 | 08.05.20 | April'20 | | 2.50 | | | | | |
| | | SLDC | 0.08 | 29.05.20 | April'20 | | | | | | | |
| June'20 | | BSP | 104.85 | 04.06.20 | April'20 | 2.00 | | | | | | |
| | | OPTCL | 10.05 | 10.06.20 | May'20 | 19.11 | | | | | | |
| | | SLDC | 0.08 | 29.06.20 | May'20 | 1.00 | | | | | | |
| | | xxx | | | | 3.00 | | | | | | |
| July'20 | | OPTCL | 10.72 | 08.07.20 | June'20 | 22.00 | | | | | | |
| | | BSP | 119.35 | 20.07.20 | May'20 | 1.00 | | | | | | |
| | | SLDC | 0.08 | 29.07.20 | June'20 | 1.00 | 9.97 | ED | | | | |
| | | xxx | | | | 4.57 | | | | | | |
| Aug'20 | | BSP | 95.00 | 05.08.20 | June'20 | 22.00 | 10.00 | ED | | | | |
| | | OPTCL | 11.79 | 12.08.20 | July'20 | 1.00 | 12.28 | ED | | | | |
| | | BSP | 31.60 | 20.08.20 | June'20 | 1.00 | | | | | | |
| | | SLDC | 0.08 | 27.08.20 | July'20 | 5.57 | | | | | | |
| Sept'20 | | OPTCL | 11.03 | 9.09.20 | Aug'20 | 1.00 | | | | | | |
| | | BSP | 100.00 | 21.09.20 | July'20 | | | | | | | |
| | | BSP | 20.00 | 24.09.20 | July'20 | | | | | | | |
| | | SLDC | 0.08 | 24.09.20 | Aug'20 | | | | | | | |
| Oct'20 | | BSP | 20.47 | 05.10.20 | July'20 | 28.57 | | | | | | |
| | | OPTCL | 11.29 | 09.10.20 | Sept'20 | 1.00 | | | | | | |
| | | BSP | 50.00 | 12.10.20 | Aug'20 | 5.00 | | | | | | |
| | | BSP | 25.00 | 21.10.20 | Aug'20 | 5.95 | | | | | | |
| | | BSP | 20.00 | 29.10.20 | Aug'20 | 1.00 | | | | | | |
| | | SLDC | 0.08 | 29.09.20 | Sept'20 | 1.92 | | | | | | |
| Nov'20 | | BSP | 36.56 | 04.11.20 | Aug'20 | 21.00 | | | | | | |
| | | OPTCL | 10.46 | 07.11.20 | Oct'20 | | | | | | | |
| | | BSP | 50.00 | 13.11.20 | Sept'20 | | | | | | | |
| | | BSP | 25.00 | 24.11.20 | Sept'20 | | | | | | | |
| | | SLDC | 0.08 | | Oct'20 | | | | | | | |
| Dec'20 | | BSP | 59.47 | 05.12.20 | Sept'20 | 7.57 | | | | | | |
| | | OPTCL | 9.17 | 18.12.20/21.12. | Nov'20 | 10.46 | 0.71 | Rebate Feb'20 | | | | |
| | | BSP | 75.00 | 21.12.20 | Oct'20 | 1.00 | 1.19 | Rebate Mar'20 | | | | |
| | 134.47 | SLDC | 0.08 | 28.12.20 | Nov'20 | 1.00 | | | | | | |
| | | xxx | | | | 6.11 | | | | | | |
| Jan'21 | | BSP | 52.05 | 08.01.21 | Oct'20 | 10.00 | 7.50 | | | | | |
| | 2.57 | BSP | 5.63 | 11.01.21 | Oct'20 | | 1.51 | Rebate May'19 | | | | |
| Total | | | 1925.49 | | | 326.27 | 8.25 | | | | | |



| Annexure - 9 | | | | | | | | | | |
|---|---------------------|------------|------------|-----------------|---------------|-------------------|----------------|-------------------|-----------------|-----------------|
| GRIDCO A/C No: 380801010016052, IFSC Code: UBIN0538086, Union Bank of India, Main Branch, Bhubaneswar OPTCL A/C No: 380801014022029, IFSC Code: UBIN0538086, Union Bank of India, Main Branch, Bhubaneswar | GRIDCO Bill No/Date | Month | MU | Rate/Unit (Rs.) | Amount (Rs.) | Gross Amount Paid | Rebate Availed | Gross Amount Paid | Date of Payment | NET AMOUNT PAID |
| Energy approved by OERC: 5323 MU SMD approved by OERC: 846 MVA SMD permitted by OERC: 930.6 MVA | | | | | | | | | | |
| GR/BS/20-21/035/05-05-20 | Apr-20 | 357.804208 | 2.98 | 1066256538.84 | 1048498044.66 | 10662565.00 | 1000000000.00 | 1000000000.00 | 04-06-2020 | 1035014054.66 |
| | UD | -7.457311 | 2.98 | -22222786.78 | | -222228.00 | 48498044.66 | | 04-06-2020 | |
| GR/BS/20-21/032/24-04-20 | Dr bill Dec-19 | 0.418090 | 2.98 | 1245908.20 | | 12459.00 | | | | |
| GR/BS/20-21/033/24-04-20 | Dr bill Jan-20 | 0.580560 | 2.98 | 1730068.80 | | 17301.00 | | | | |
| GR/BS/20-21/034/24-04-20 | Dr bill Feb-20 | 0.459770 | 2.98 | 1489314.60 | | 14893.00 | | | | |
| GR/BS/20-21/051/03-09-20 | May-20 | 387.608028 | 2.98 | 1184874903.44 | 1193546143.20 | 0.00 | 1000000000.00 | 1000000000.00 | 20-07-2020 | 1193546143.20 |
| | OD | 2.909812 | 2.98 | 8671239.76 | | 0.00 | 193546143.20 | 193546143.20 | 20-07-2020 | |
| | | | | | | | | 850000000.00 | 05-08-2020 | 1285982115.62 |
| GR/BS/20-21/081/06-07-20 | Jun-20 | 428.016574 | 2.98 | 1275489390.52 | 1285982115.62 | 0.00 | 0.00 | 315982115.62 | 20-08-2020 | |
| | OD | 0.390084 | 2.98 | 1162480.12 | | 0.00 | 0.00 | | | |
| GR/BS/20-21/069/01-07-20 | Cr bill May-20 | -3.577099 | 2.98 | -10659755.02 | | 0.00 | 0.00 | | | |
| GR/BS/20-21/094/06-08-20 | Jul-20 | 463.731363 | 2.98 | 1381819461.74 | 1404687007.42 | 0.00 | 1000000000.00 | 1000000000.00 | 21-09-2020 | 1404687007.42 |
| | OD | 7.840116 | 2.98 | 22787545.68 | | 0.00 | 200000000.00 | 200000000.00 | 24-09-2020 | |
| GR/BS/20-21/127/04-09-20 | Aug-20 | 435.301035 | 2.98 | 1287375884.30 | 1315622886.20 | 0.00 | 500000000.00 | 500000000.00 | 12-10-2020 | 1315622886.20 |
| | OD | 6.123155 | 2.98 | 18247001.90 | | 0.00 | 250000000.00 | 200000000.00 | 21-10-2020 | |
| | | | | | | | 365622898.20 | 365622898.20 | 04-11-2020 | |
| GR/BS/20-21/143/06-10-20 | Sep-20 | 451.473913 | 2.98 | 1345392280.74 | 1344689641.64 | 0.00 | 500000000.00 | 500000000.00 | 13-11-2020 | 1344689641.64 |
| | UD | -0.570600 | 2.98 | -1700388.00 | | 0.00 | 250000000.00 | 250000000.00 | 23-11-2020 | |
| | TCS | | | 1007768.90 | | 0.00 | 594699641.64 | 594699641.64 | 05-12-2020 | 0.00 |
| GR/BS/20-21/236/08-11-20 | Oct-20 | 416.473963 | 3.1630 | 1317307208.23 | 0.00 | 0.00 | 0.00 | 0.00 | | |
| | OD | 2.466818 | 3.1630 | 7802545.33 | | 0.00 | 0.00 | 0.00 | | |
| GR/BS/20-21/232/05-11-20 | Cr bill for sept-20 | -0.149768 | 2.98 | -446308.64 | | 0.00 | 0.00 | 0.00 | | |
| | TCS | | | 2134179.00 | | 0.00 | 0.00 | 0.00 | | |
| GR/BS/20-21/284/06-12-20 | Nov-20 | 368.186633 | 3.1630 | 1164883809.18 | 0.00 | 0.00 | 0.00 | 0.00 | | |
| | UD | -1.441135 | 3.1630 | -458310.01 | | 0.00 | 0.00 | 0.00 | | |
| | TCS | | | 870019.00 | | 0.00 | 0.00 | 0.00 | | |
| Total | | | 3326.49224 | | 10060739861 | 7573046839 | 10484980.00 | 7573046838.74 | | 7562561848.74 |



| OPTCL Bill No/Date | Month | MU Actual Drawn | MU Station Consumption | MU 33KV/11KV Injection | MU Open Access | MU Net Energy | Rate/Unit (Rs.) | Amount (Rs.) | Gross Amount Paid | Rebate Availed | TDS @ 2% | Net Amount Paid | Date of Payment |
|---|-----------------|-----------------|------------------------|------------------------|----------------|---------------|-----------------|--------------|-------------------|----------------|-------------|-----------------|-----------------|
| RT&C-BILL-03/02/20-21 / 155(5) Dt. 06/05/2020 | Apr-20 | 446.41519 | 0.246965 | 0.000001 | 95.824228 | 350.346896 | 0.250 | 87586724.00 | 87586724.00 | 1751734.00 | 1751734.00 | 84063256.00 | 08-05-2020 |
| | May-20 | 520.81821 | 0.236977 | 0.000001 | 120.062393 | 400.519839 | 0.250 | 100129710.00 | 100129710.00 | 2002594.00 | 2002594.00 | 98124502.00 | 10-06-2020 |
| RT&C-BILL-03/02/20-21 / 208(5) Dt. 08/06/2020 | ADJ BILL-DEC-19 | 0.41629 | 0.000000 | 0.000000 | 0.000000 | 0.418000 | 0.250 | 104522.00 | 104522.00 | 2090.00 | 2090.00 | 103947.00 | 10-06-2020 |
| | ADJ BILL-JAN-20 | 0.590990 | 0.000000 | 0.000000 | 0.000000 | 0.580560 | 0.250 | 145140.00 | 145140.00 | 2903.00 | 2903.00 | 139334.00 | 10-06-2020 |
| | ADJ BILL-FEB-20 | 0.498770 | 0.000000 | 0.000000 | 0.000000 | 0.499770 | 0.250 | 124943.00 | 124943.00 | 2499.00 | 2499.00 | 119945.00 | 10-06-2020 |
| RT&C-BILL-03/02/20-21 / 250(5) Dt. 07/07/2020 | Jun-20 | 581.826396 | 0.279616 | 0.087417 | 152.524485 | 429.034878 | 0.250 | 107258720.00 | 107258720.00 | 2145174.00 | 2145174.00 | 102665372.00 | 09-07-2020 |
| RT&C-BILL-03/02/20-21 / 291(5) Dt. 07/08/2020 | Jul-20 | 602.349024 | 0.324968 | 0.089814 | 130.358110 | 471.576112 | 0.250 | 117894028.00 | 117894028.00 | 2357881.00 | 1768410.00 | 113767737.00 | 12-08-2020 |
| RT&C-BILL-03/02/20-21 / 353(5) Dt. 07/09/2020 | Aug-20 | 577.583253 | 0.277454 | 0.151914 | 135.794348 | 441.309537 | 0.250 | 110339684.00 | 110339684.00 | 2200785.00 | 1655068.00 | 106477988.00 | 09-09-2020 |
| RT&C-BILL-03/02/20-21 / 415(5) Dt. 07/10/2020 | Sep-20 | 591.048749 | 0.291720 | 0.022975 | 129.226932 | 451.505122 | 0.250 | 112876281.00 | 112876281.00 | 2257526.00 | 1693144.00 | 109325611.00 | 09-10-2020 |
| RT&C-BILL-03/02/20-21 / 467(5) Dt. 05/11/2020 | Oct-20 | 596.442764 | 0.295295 | 0.082788 | 137.075659 | 418.248061 | 0.250 | 104562015.00 | 104562015.00 | 2091240.00 | 1568430.00 | 100602345.00 | 07-11-2020 |
| RT&C-BILL-03/02/20-21 / 651(5) Dt. 16/12/2020 | Nov-20 | 505.610080 | 0.214498 | 0.219600 | 139.202975 | 366.972687 | 0.250 | 91743172.00 | 91743172.00 | 1824893.00 | 1376148.00 | 88532181.00 | 18-12-2020 |
| RT&C-BILL-03/02/20-21 / 373(5) Dt. 30/12/2020 | ADJ BILL-NOV-20 | | | | | 162.533484 | 0.250 | 45633371.00 | 45633371.00 | 912667.00 | 864501.00 | 44039303.00 | |
| | | 4374.68507 | 2.12837 | 1.43481 | 1046.07133 | 3513.59404 | | 876398510.00 | 876398510.00 | 17667989.00 | 14652725.00 | 846177816.00 | |


GRIDCO A/C No. 30080101007-6052, IFSC Code: UBI000538266, Union Bank of India, Main Branch, Bhubaneswar
 OPTCL A/C No. 300801014022029, IFSC Code: UBI000538266, Union Bank of India, Main Branch, Bhubaneswar

Energy approved by OERC: 5323 MU
 SMD approved by OERC: 846 MVA
 SMD permitted by OERC: 930.6 MVA



Annexure - 9

| Year | BSP Outstanding | Billing | Payment |
|-------------------------|-------------------|--------------------|-------------------|
| 2010-11 | 2,67,59,32,930.22 | | |
| 2011-12 | 3,08,53,10,920.04 | | |
| 2012-13 | 5,98,61,11,802.76 | | |
| 2013-14 | 6,78,97,90,837.55 | | |
| 2014-15 | 6,60,83,00,716.10 | | |
| 2015-16 | 7,48,35,48,021.20 | | |
| 2016-17 | 7,75,12,86,731.83 | | |
| 2017-18 | 7,19,83,64,511.00 | | |
| 2018-19 | 7,42,05,09,666.92 | | |
| 2019-20 | 5,88,99,73,925.67 | | |
| 2020-21 Up to Nov-20 | 7,77,43,84,639.52 | 10,06,07,39,980.83 | 8,17,63,29,266.98 |



STATEMENT OF BSP BILLING FOR FY 2019-20
NAME OF THE DISCOM:-NESCO

| Billing Month | Bill No. | Bill Date | Energy Billed (MU) | | | SMD in KVA | Amount Billed (in Rs.) | | | Total |
|---------------|-----------------|-----------|--------------------|------------------|-------------|-------------|------------------------|------------------|----------------|--------------------|
| | | | Schedule Energy | Over Draw Energy | Total | | For Schedule Energy | For OD/UD Energy | Demand Charges | |
| Apr-19 | GR/BS/19-20/027 | 06-May-19 | 478.905456 | 22.178366 | 501.083844 | 896033 | 1,44,15,05,423 | 6,67,56,948 | - | 1,50,82,62,370.44 |
| May-19 | GR/BS/19-20/096 | 06-Jun-19 | 508.933501 | 31.061323 | 539.994824 | 950518 | 1,53,18,89,838 | 9,34,94,582 | - | 1,62,53,84,420.24 |
| Jun-19 | GR/BS/19-20/119 | 06-Jul-19 | 490.243674 | 12.008497 | 502.252171 | 938183 | 1,46,09,26,149 | 3,57,85,321 | - | 1,49,67,11,469.58 |
| Jul-19 | GR/BS/19-20/145 | 5-Aug-19 | 532.112023 | -3734.232 | 528.377791 | 948860 | 1,58,56,93,829 | -1,11,28,011 | - | 1,57,45,65,817.18 |
| Aug-19 | GR/BS/19-20/168 | 6-Sep-19 | 493.554259 | 6.068766 | 499.623025 | 4015236 | 1,47,07,91,692 | 1,80,84,923 | - | 1,48,88,76,614.50 |
| Sep-19 | GR/BS/19-20/216 | 4-Oct-19 | 451.668249 | 5.635877 | 457.305126 | 870267 | 1,34,59,74,362 | 1,67,94,913 | - | 1,36,27,69,275.48 |
| Oct-19 | GR/BS/19-20/255 | 5-Nov-19 | 446.651999 | 4.126948 | 450.780947 | 850003 | 1,33,10,22,957 | 1,23,04,265 | - | 1,34,33,27,222.06 |
| Nov-19 | GR/BS/19-20/280 | 4-Dec-19 | 372.351285 | 6.970254 | 379.321549 | 718053 | 1,10,96,06,859 | 2,07,71,357 | - | 1,13,03,78,216.02 |
| | GR/BS/19-20/289 | 20-Dec-19 | 0.000000 | -0.232800 | -0.232800 | 0 | - | -6,93,744 | - | -6,93,744.00 |
| Dec-19 | GR/BS/19-20/306 | 4-Jan-20 | 367.460607 | 20.841552 | 388.302159 | 711165 | 1,09,50,32,609 | 6,21,07,825 | - | 1,15,71,40,433.82 |
| | GR/BS/20-21/032 | 24-Apr-20 | | 0.418090 | 0.418090 | | | 12,45,908 | - | 12,45,908.20 |
| Jan-20 | GR/BS/19-20/335 | 5-Feb-20 | 390.586102 | 5.050855 | 395.636957 | 723071 | 1,16,39,46,394 | 1,50,51,548 | - | 1,17,89,98,131.86 |
| | GR/BS/20-21/033 | 24-Apr-20 | | 0.580560 | 0.580560 | | | 17,30,069 | - | 17,30,068.80 |
| Feb-20 | GR/BS/19-20/363 | 4-Mar-20 | 398.085314 | -5.603418 | 393.481896 | 757053 | 1,18,92,74,236 | -1,66,98,166 | - | 1,17,25,76,050.08 |
| | GR/BS/20-21/034 | 24-Apr-20 | | 0.499770 | 0.499770 | | | 14,89,315 | - | 14,89,314.60 |
| Mar-20 | GR/BS/19-20/394 | 4-Apr-20 | 387.547588 | 4.459818 | 402.007406 | 753202 | 1,18,46,91,812 | 1,32,90,258 | - | 1,19,79,82,069.88 |
| | | | | | | | | | | |
| | | | 5329.101067 | 110.332248 | 5439.433315 | 769637.5833 | 15,91,03,56,348 | 33,03,87,290 | - | 16,24,07,43,638.74 |

For GRIDCO

For NESCO Utility

P. S. Nayak
A.M.C.D.Date
15/04/20

ANNEXURE-II

STATEMENT OF PAYMENT OF BSP DUES FOR FY 2019-20

Name of DISCOM: NESCO

| Sl. No. | Amount Paid by | Date of | Rebate Allowed | Rebate Availed by | Total As Per GRIDCO | Total As Per NESCO | Remarks |
|---------|--------------------|-----------|-----------------|-------------------|---------------------|--------------------|-------------|
| 1 | 50,00,00,000.00 | 4-Apr-19 | | | 50,00,00,000.00 | 50,00,00,000.00 | |
| 2 | 60,00,00,000.00 | 10-Apr-19 | | | 60,00,00,000.00 | 60,00,00,000.00 | Feb-19 |
| 3 | 16,24,07,129.09 | 12-Apr-19 | | | 16,24,07,129.09 | 16,24,07,129.09 | |
| 4 | 50,00,00,000.00 | 30-Apr-19 | | | 50,00,00,000.00 | 50,00,00,000.00 | Mar-19 |
| 5 | 95,01,79,887.64 | 10-May-19 | 1,33,09,094.00 | 1,33,09,094.00 | 96,34,88,981.64 | 96,34,88,981.64 | |
| 6 | 1,33,09,094.00 | 10-May-19 | | | 1,33,09,094.00 | 1,33,09,094.00 | |
| 7 | 30,00,00,000.00 | 28-May-19 | | | 30,00,00,000.00 | 30,00,00,000.00 | Apr-19 |
| 8 | 20,00,00,000.00 | 31-May-19 | | | 20,00,00,000.00 | 20,00,00,000.00 | |
| 9 | 98,10,27,094.44 | 10-Jun-19 | 1,39,26,182.00 | 1,39,26,182.00 | 99,49,53,276.44 | 99,49,53,276.44 | |
| 10 | 2,72,35,276.00 | 10-Jun-19 | | | 2,72,35,276.00 | 2,72,35,276.00 | |
| 11 | 40,00,00,000.00 | 27-Jun-19 | | | 40,00,00,000.00 | 40,00,00,000.00 | May-19 |
| 12 | 30,00,00,000.00 | 3-Jul-19 | | | 30,00,00,000.00 | 30,00,00,000.00 | |
| 13 | 65,00,00,000.00 | 10-Jul-19 | | | 65,00,00,000.00 | 65,00,00,000.00 | |
| 14 | 23,30,40,810.24 | 16-Jul-19 | 1,51,08,334.00 | 1,51,08,334.00 | 24,81,49,144.24 | 24,81,49,144.24 | |
| 15 | 1,51,08,334.00 | 16-Jul-19 | | | 1,51,08,334.00 | 1,51,08,334.00 | |
| 16 | 25,00,00,000.00 | 25-Jul-19 | | | 25,00,00,000.00 | 25,00,00,000.00 | Jun-19 |
| 17 | 15,00,00,000.00 | 31-Jul-19 | | | 15,00,00,000.00 | 15,00,00,000.00 | |
| 18 | 40,00,00,000.00 | 3-Aug-19 | | | 40,00,00,000.00 | 40,00,00,000.00 | |
| 19 | 30,00,00,000.00 | 5-Aug-19 | | | 30,00,00,000.00 | 30,00,00,000.00 | |
| 20 | 20,00,00,000.00 | 8-Aug-19 | | | 20,00,00,000.00 | 20,00,00,000.00 | |
| 21 | 16,73,57,831.58 | 20-Aug-19 | 1,42,45,304.00 | 1,42,45,304.00 | 18,16,03,135.58 | 18,16,03,135.58 | |
| 22 | 2,93,53,638.00 | 20-Aug-19 | | | 2,93,53,638.00 | 2,93,53,638.00 | |
| 23 | 20,00,00,000.00 | 28-Aug-19 | | | 20,00,00,000.00 | 20,00,00,000.00 | Jul-19 |
| 24 | 25,00,00,000.00 | 31-Aug-19 | | | 25,00,00,000.00 | 25,00,00,000.00 | |
| 25 | 30,00,00,000.00 | 4-Sep-19 | | | 30,00,00,000.00 | 30,00,00,000.00 | |
| 26 | 60,00,00,000.00 | 7-Sep-19 | | | 60,00,00,000.00 | 60,00,00,000.00 | |
| 27 | 18,04,29,015.18 | 17-Sep-19 | 1,47,83,163.00 | 1,47,83,163.00 | 19,52,12,178.18 | 19,52,12,178.18 | |
| 28 | 4,41,36,802.00 | 17-Sep-19 | | | 4,41,36,802.00 | 4,41,36,802.00 | Aug-19 |
| 29 | 10,00,00,000.00 | 21-Sep-19 | | | 10,00,00,000.00 | 10,00,00,000.00 | |
| 30 | 1,00,00,00,000.00 | 5-Oct-19 | | | 1,00,00,00,000.00 | 1,00,00,00,000.00 | |
| 31 | 33,10,03,265.50 | 24-Oct-19 | 1,37,36,547.00 | 1,37,36,547.00 | 34,47,39,812.50 | 34,47,39,812.50 | |
| 32 | 1,37,36,547.00 | 24-Oct-19 | | | 1,37,36,547.00 | 1,37,36,547.00 | Sep-19 |
| 33 | 80,00,00,000.00 | 7-Nov-19 | | | 80,00,00,000.00 | 80,00,00,000.00 | |
| 34 | 30,00,00,000.00 | 11-Nov-19 | | | 30,00,00,000.00 | 30,00,00,000.00 | |
| 35 | 23,77,69,711.48 | 21-Nov-19 | 1,12,63,018.00 | 1,12,63,018.00 | 24,90,32,729.48 | 24,90,32,729.48 | |
| 36 | 2,49,99,564.00 | 21-Nov-19 | | | 2,49,99,564.00 | 2,49,99,564.00 | Oct-19 |
| 37 | 70,00,00,000.00 | 4-Dec-19 | | | 70,00,00,000.00 | 70,00,00,000.00 | |
| 38 | 31,00,00,000.00 | 5-Dec-19 | | | 31,00,00,000.00 | 31,00,00,000.00 | |
| 39 | 29,60,06,097.06 | 21-Dec-19 | 1,23,21,561.00 | 1,23,21,561.00 | 30,83,27,658.06 | 30,83,27,658.06 | |
| 40 | 3,73,21,125.00 | 21-Dec-19 | | | 3,73,21,125.00 | 3,73,21,125.00 | Nov-19 |
| 41 | 73,00,00,000.00 | 3-Jan-20 | | | 73,00,00,000.00 | 73,00,00,000.00 | |
| 42 | 12,00,00,000.00 | 4-Jan-20 | | | 12,00,00,000.00 | 12,00,00,000.00 | |
| 43 | 24,30,57,091.02 | 14-Jan-20 | | | 24,30,57,091.02 | 24,30,57,091.02 | Dec-19 |
| 44 | 3,73,21,125.00 | 14-Jan-20 | | | 3,73,21,125.00 | 3,73,21,125.00 | |
| 45 | 70,00,00,000.00 | 3-Feb-20 | | | 70,00,00,000.00 | 70,00,00,000.00 | |
| 46 | 41,91,25,564.82 | 4-Feb-20 | | | 41,91,25,564.82 | 41,91,25,564.82 | |
| 47 | 3,73,21,125.00 | 4-Feb-20 | | | 3,73,21,125.00 | 3,73,21,125.00 | Jan-20 |
| 48 | 1,00,00,00,000.00 | 6-Mar-20 | | | 1,00,00,00,000.00 | 1,00,00,00,000.00 | |
| 49 | 12,90,87,023.86 | 6-Mar-20 | 1,17,89,981.00 | 1,17,89,981.00 | 14,16,77,004.86 | 14,16,77,004.86 | |
| 50 | 1,00,00,00,000.00 | 16-Mar-20 | | | 1,00,00,00,000.00 | 1,00,00,00,000.00 | Feb-20 |
| 51 | 15,17,63,296.08 | 20-Mar-20 | 1,88,12,754.00 | 1,88,12,754.00 | 17,25,76,050.08 | 17,25,76,050.08 | |
| 52 | 70,86,993.00 | 20-Mar-20 | | | 70,86,993.00 | 70,86,993.00 | Part Mar-20 |
| Total | 17,67,19,83,440.99 | | 13,92,95,938.00 | 13,92,95,938.00 | 17,77,12,79,378.99 | 17,77,12,79,378.99 | |



For GRIDCO

For NESCO Entity

 P. S. Nayak
 AMCO
 15/07/20

RECEIVABLE RECONCILIATION FOR THE PERIOD UPTO 31.03.2020

| Particulars | As per GRIDCO | As per NESCO | Difference | Remarks |
|--------------------------------------|-----------------|-----------------|----------------|--|
| (A) Securitised Dues | | | | |
| Balance as on 01.04.2019 | 2,94,87,46,950 | 2,81,15,87,451 | 13,71,59,499 | Includes the DPS amount of Rs 87,20,00,000/- |
| Less: Adj. during the year | | | | |
| Balance as on 31-03-2020 | 2,94,87,46,950 | 2,81,15,87,451 | 13,71,59,499 | |
| (B) NTPC Bond | | | | |
| Balance as on 01.04.2019 | 48,91,31,360 | 48,91,31,360 | | |
| Less: Payment & adj. during the year | | | | |
| Balance as on 31-03-2020 | 48,91,31,360 | 48,91,31,360 | | |
| (C) BSP Dues | | | | |
| Balance as on 01.04.2019 | 8,33,16,41,274 | 7,42,05,09,668 | 91,11,31,606 | Annexure-I |
| BSP billed during FY 2019-20 | 16,24,07,43,639 | 16,24,07,43,639 | | |
| Sub Total | 24,57,23,84,913 | 23,65,12,53,307 | 91,11,31,606 | |
| Payment made during FY 2019-20 | 2,71,25,87,017 | 2,71,25,87,017 | | Annexure-II |
| Payment made against FY 2018-19BSP | 14,91,93,96,424 | 14,91,93,96,424 | | |
| Payment made against FY 2019-20BSP | 13,92,95,938 | 13,92,95,938 | | |
| Rebate against timely payment | 17,77,12,79,379 | 17,77,12,79,379 | | |
| Total payment and rebate | 6,80,11,05,534 | 5,88,99,73,928 | 91,11,31,606 | |
| Balance as on 31-03-2020 | 10,23,89,83,844 | 9,19,06,92,739 | 1,04,82,91,105 | Note-1 |



Note-1. Details of difference in receivable as on 31-03-2020 are as follows:

| (1) Year End Adjustment bills: | |
|--------------------------------|----------------|
| 2007-08 | 5,24,58,879 |
| 2008-10 | 87,46,82,975 |
| 2010-11 | 6,44,90,941 |
| Sub Total | 99,16,32,795 |
| (3) DPS (Securitisation dues) | 5,66,58,308 |
| Total | 1,04,82,91,103 |

P. S. Nayak

for

Chaf.

Handwritten signature