



ANALYSIS OF
AGGREGATE REVENUE
REQUIREMENT AND BULK SUPPLY
PRICE PROPOSAL OF GRIDCO FOR
FY 2023-24

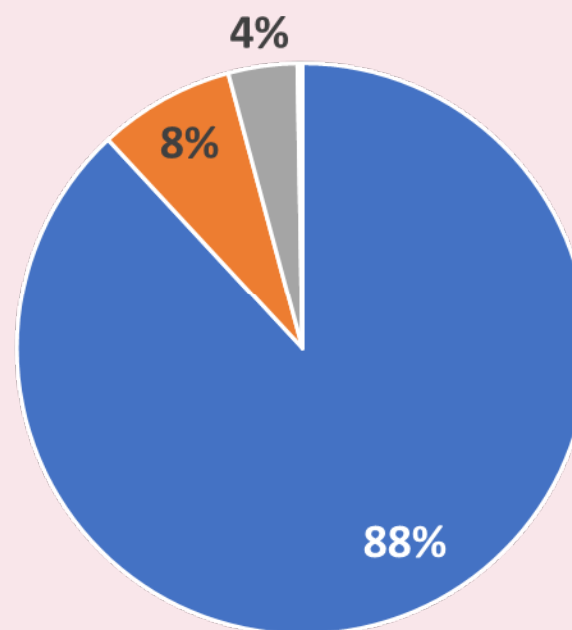
By

World Institute of Sustainable Energy, Pune
(Consumer Counsel)
15th February, 2023

Proposed Revenue Requirement FY 2023-24 (Rs. Crore)



Particulars	Amount (Rs Crore)
Power purchase cost (net)	12236.74
Additional power purchase cost	1072.41
Interest cost	543.46
Employee cost	23.52
Repair & Maintenance	0.81
Administrative and General Expenses	13.07
Depreciation	1.31
ARR	13,891.32
Less Revenue from Emergency sales	51.94
Net ARR	13,839.38



- Power purchase cost (net)
- Additional power purchase cost
- Interest cost
- Employee cost
- Repair & Maintenance
- Administrative and General Expenses

Projection of Energy Requirement FY 2023-24 (MU)



DISCOM Utilities	OERC approval of energy requirement during FY 22-23	Actual from April' 2022 to Sept' 2022	Projection for FY 2022-23	GRIDCO's projection based on energy projection given by DISCOM for FY 2023-24
TPCODL	9790	5609	10113	10,999
TPNODL	6020	3338	6463	7,750
TPSODL	4390	2279	4401	4,609
TPWODL	9300	5531	11122	13,000*
TOTAL DISCOMs	29500	16757	32099	36,358
NALCO & IMFA	60	65	90	70
TOTAL SALE	29560	16822	32189	36,428

* Includes TPA of 2500MU as per submission of TPWODL

- FY 2022-23: Projected Energy sale is **higher** than approved sale (by 2629 MU).
- Proposed energy sale in FY 2023-24 is 13% higher as compared to projected sale in FY 2022-23. The projection may be reviewed with respect DISCOM submission.
- TPNODL projected highest increase in sale of 19.9%, followed by TPWODL (16.8%) w.r.t. projected sale of FY 2022-23.
- Projected drawl by NALCO and IMFA is proposed to be reduced in FY 23-24 in comparison with projected sale of FY 22-23. Actual drawl is 65 MU in first 6 months of FY 22-23

Energy Requirement and Availability (MU)



AGENCY	OERC Approval FY 2021-22	OERC Approval FY 2022-23	GRIDCO Proposal for FY 2023-24
TPCODL	9290.00	9790.00	10,999
TPNODL	5880.00	6020.00	7,750
TPSODL	4100.00	4390.00	4,609
TPWODL	8600.00	9300.00	13,000
Total DISCOMS	27870.00	29500.00	36,358
NALCO & IMFA	60	60	70
Total sale	27930.00	29560.00	36,428
Transmission loss	861.96 (3 %)	914.23 (3 %)	1126 (3%)
Energy Requirement	28791.96	30474.23	37554
Available Energy	28791.96	30474.23	38453.07
Surplus Energy	Nil	Nil	899.07

Stations	OERC approval for FY 21-22	OERC approval for FY 22-23	Proposal for FY 23-24
OHPC(Old)	3676.86	3660.22	3635.51
Indravati	1942.38	1942.38	1930.50
Machhkund	262.50	259.88	259.88
Total State hydro	5881.74	5862.48	5825.89
OPGC (1& 2)	2726.34	2636.04	2509.73
OPGC (3& 4)	4208.22	4862.04	9294.69
Small Hydro	458.35	456.35	483.35
Biomass	80	80.00	80.00
Wind Energy	685	975.87	1060.43
Solar Energy	1479	1800.00	2160.00
IPPs	4847.48	4338.36	5262.14
Total State availability	20366.13	21011.13	26676.03
TSTPS Stg.-I	2158.2	541.01	1974.31
TSTPS Stg.-II	1346	1349.63	1548.52
FSTPS-I&II			49.70
FSTPS-III			321.72
KhSTPS Stg.-I			24.97
KhSTPS Stg.-II			205.05
Barh-STPS-I			940.20
Darlipali STPS 1	3694.69	6350.84	5503.70
Total Central Thermal	7198.89	8241.48	10568.17
Chukha	255.43	267.05	267.68
TALA	124.69	125.80	122.20
Teesta	504.57	505.93	505.76
Mangdechhu	342.26	322.84	313.04
Total Central Hydro	1226.94	1221.62	1208.68
Total EREB	8425.83	9463.10	11776.85
Total Availability (MU)	28791.96	30474.23	38453.07

Energy Availability

FY 2023-24



- **State hydro:** Proposed as per the generation plan submitted by OHPC ~37 MU lower availability than last year approved; actual drawal for FY 21-22: 4667.46 MU and projection for FY 22-23: 5228.88 MU.
- **OPGC: U # 1&2:** Projected **PLF @78.61%** on the basis PLF of FY 2021-22 - 127 MU less is proposed. **U# 3&4:** as per generation considering aux. consumption of 6.25% and PLF @85.5%. The requirement may be considered as per merit order principle.
- **IPPs** - 21% increase in energy availability is proposed; actual generation in FY 21-22: 4015.35 MU; FY 22-23 projected: 4815.43 MU (little more than approved). State entitlement should be considered.
- **Central Thermal :** projection has been made as per actual drawal of first six months pf FY 22-23. Non approved sources should not be considered and merit order principle should be followed.
- No energy procurement proposed by GRIDCO from co-generation and captive projects.
- **Wind and solar** availability increase by 445 MU due to additional availability through SECI under ISTS-connected Projects.

RPO Status

FY 2023-24



- Increase in overall RE purchase – 472 MU in FY 2023-24
- Biomass availability (80MU) needs to be verified based on actual energy (17.54 MU in 6 months of FY 22-23).
- Availability from SHP projects should be verified.
- For HPO: *The HPO shall be met from the eligible large hydro plants commissioned on or after 08.03.2019. If power from eligible large hydro plants is insufficient to meet HPO, generation from small hydro sources commissioned on and after 08.03.2019 would qualify for fulfilment of HPO.*
- RPO compliance - Short fall for the earlier years' RPO to be considered.
- Actual in April – Nov'22: Solar: 1264.26 MU, Non-solar: 1039.37 MU

Particulars	RPO Target As per Regulation (On Proposed Sale of 36428 MU to DISCOMs & NALCO, IMFA)		Renewable Energy proposed by GRIDCO for FY 2023-24
	Percentage (%)	Quantum (MU)	Quantum (MU)
A. Solar Energy	8.75	2566	2160
B. Non-Solar Energy (Bio Mass, SHEP & Wind)	7.25 incl. (HPO: 0.66%)	2126 (HPO: 193)	1624 (HPO: 193)
Total	16.00*	4692	3784

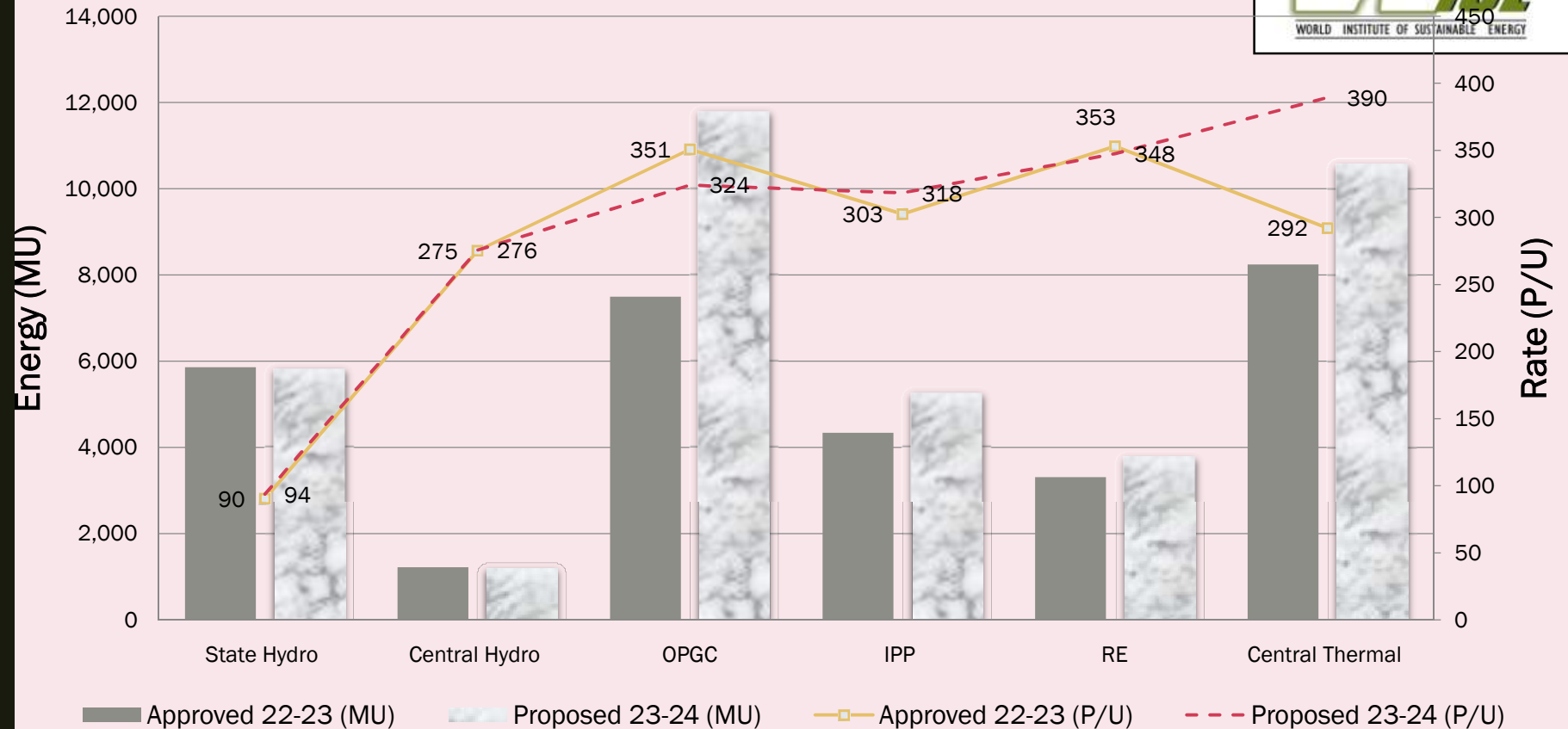
* RPO Target is 16.00%, including HPO of 0.66%

RPO compliance



	RPO target %	RPO target MU	RPO met%	RPO met MU	Compliance%
FY 2020-21					
Non-solar	5.5%	1354.47	3.53%	869.23 (SHP: 346.36, biomass:47.07, wind 475.80)	64.17%
Solar	5.5%	1354.47	3.21%	789.41 (ground mounted: 757.79, rooftop: 31.62)	58.28%
Total	11%	2708.94	6.74%	1658.64	61.23%
FY 2021-22	(April 21-Jan 22)				
Non-solar	5.5%	1250.56	5.36%	1218.21 (SHP: 346.63, biomass:83.04, wind 788.54)	97.41%
Solar	5.5%	1250.56	5.41%	1229.26 (ground mounted: 1202.75, rooftop: 26.51)	98.30%
Total	11%	2501.12	10.77%	2447.47	97.85%
FY 2021-22	(Feb-Mar 22)				
HPO	0.18%	6.72	0.18%	6.72	100%
Non-solar	5.82%	217.16	4.42%	165.10 (SHP: 30.48, biomass:16.19, wind 118.43)	76.03%
Solar	7.25%	270.51	8.77%	327.29 (ground mounted: 322.18, rooftop: 5.11)	120.99%
Total	13.25%	494.39	13.37%	499.11	100.96%

Power Purchase Cost



- Total energy availability of **38453.07 MU (@307.26 P/U)** in FY 2023-24 against FY 22-23 approval of 30474.23 MU (@275.29 P/U) derived by excluding PGCIL Transmission Chgs and SLDC Chgs.
- Around **32 P/U increase (11.6%)** proposed in power purchase rate from FY 22-23 approved.
- **All power purchase rates are increased except RE, OPGC from last year approved.**
- Proposed power purchase rate - increase in case of central thermal (33.31%) and IPP (5.18%).

OHPC and OPGC Observations and Submissions



- OHPC Cost should be as per approval given to OHPC stations.
- **OPGC (U # 1&2):** proposed as per generation plan, AFC of Rs 291.07 Cr, ECR of 161.09 P/U and Year End charges of Rs 25.76 Cr.
- OPGC cost as approved in their Order may be considered.
- **OPGC U # 3&4:** GRIDCO proposes provisional rate of 330 P/U as approved in the last year order.
- Hon'ble Commission has determined the tariff for U#3&4, the same should be considered.

	Generators		OPGC (unit 1 to 4)
GRIDCO Proposal 22-23	Energy	MU	9517.89
	Rate	P/U	304.17
OERC Approval 22-23	Energy	MU	7498.08
	Rate	P/U	350.98*
GRIDCO Proposed 2023-24	Energy	MU	11804.42
	Rate	P/U	324.28

* Including full fixed cost of OPGC U#3&4.

Central (Thermal) Projects

FY 2023-24



Generators	F.C		ECR		Yr.E.A. and Other Charges		Total Rate		% Increase (23-24 vs 22-23 approved)
	(P/U)		(P/U)		(P/U)		(P/U)		
	22-23	23-24	22-23	23-24	22-23	23-24	22-23	23-24	
TSTPS Stg.-I	99.20	107.93	184.22	233.17	4.41	14.70	287.82	355.80	23.62%
TSTPS Stg.-II	73.87	84.18	182.92	232.03	0.06	12.73	256.85	328.94	28.07%
FSTPS-I& II	85.28	116.10	301.46	454.12	2.19	190.34	388.93	760.56	95.55%
FSTPS-III	154.29	306.51	295.91	445.85	0.10	34.72	450.31	787.08	74.79%
KhSTPS-I	108.41	130.56	261.80	415.70	2.71	173.41	372.92	719.66	92.98%
KhSTPS-II	112.66	129.38	248.27	394.15	0.08	13.46	361.00	536.99	48.75%
Darlipalli TPS	171.88	238.81	104.28	107.58	3.84	12.56	280.00	358.95	28.19%
Barh-I		278.26		263.78		0.61		542.65	

- GRIDCO should try to minimize the procurement from costly CGSs. Power procurement cost related to central thermal projects may be allowed according to merit order norm only.
- Tariff orders as per CERC 2019 Regulations have been considered, except Barh. For Barh, Petition of NTPC has been considered. However, actual bill data should be considered.
- New stations of NTPC for which PPAs are not approved by OERC – should not be allowed. In FY 22-23, only cost related to TSTPS and Darlipalli was allowed.
- Transmission charges for PGCIL should be verified as per actual bill of FY 22-23.

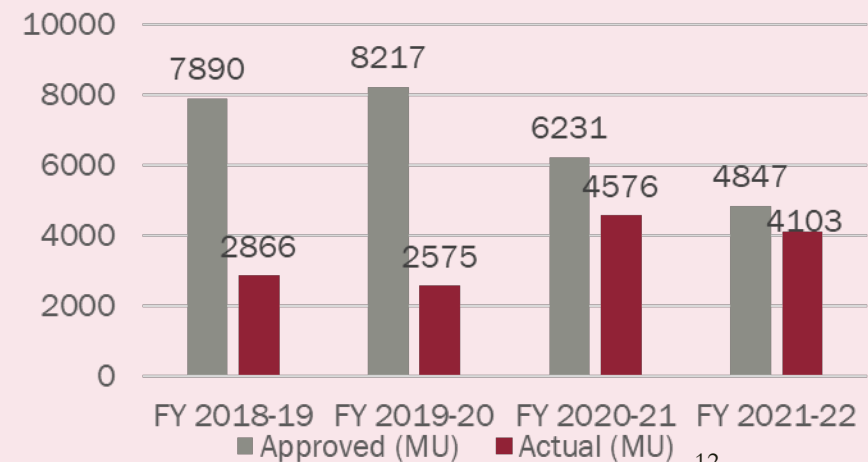
Independent Power Producers

FY 2023-24



- **Vedanta:** The Commission in last year order provisionally considers the fixed cost of 95.67 P/U. The same may be continued.
- Energy charges of 186.59 P/U has been projected which average ECR, the same may be considered.
- **GKEL** cost should be based on final tariff order issued by CERC.
- Commission may consider ECR as arrived by considering price of firm linkage coal / SHAKTI coal only.
- Since IPPs energy costs are lower, the state entitlement should be assured.

			IPPs
GRIDCO Proposed 2022-23	Energy	MU	4298.70
	Rate	P/U	307.52
OERC Approval 2022-23	Energy	MU	4338.36
	Rate	P/U	302.70
GRIDCO Proposal 2023-24	Energy	MU	5262.14
	Rate	P/U	318.39



Renewable Energy



- What are the initiatives taken by GRIDCO to meet the solar RPO, basically the backlog? Financial provision for non compliance of RPO ?
- Rate of power purchase from solar projected to be declined due to addition of cheaper new projects.
- Rates projected by GRIDCO should be verified based on approved / adopted rates and provisions of PPA.

	Sources		Small Hydro	Biomass Energy	Wind Energy	Solar Energy
GRIDCO Proposed 2022-23	Energy	MU	456.35	80.00	975.87	1800.00
	Rate	P/U	403.46	733.00	278.68	362.74
OERC Approval 2022-23	Energy	MU	456.35	80.00	975.87	1800.00
	Rate	P/U	415.38	733.00	278.68	360.96
GRIDCO Proposal 2023-24	Energy	MU	483.35	80.00	1060.43	2160.00
	Rate	P/U	437.12	760.00	279.94	345.60

Power Purchase Cost : Trend (P/U)



Stations	Approved rate for FY 21-22	Approved rate for FY 22-23	Projected rate for FY 23-24	22-23 vs 21-22 (%)	23-24 VS 22-23 (%)
Total State Hydro	91.42	90.43	93.75	-1.08	3.67
OPGC	285.2	350.98	324.29	23.06	-7.60
Small Hydro	417.57	415.38	437.12	-0.52	5.23
Biomass Energy	708	733	760	3.53	3.68
Wind Energy	286.33	278.68	279.94	-2.67	0.45
Solar Energy	391	360.96	345.6	-7.68	-4.26
IPPs	284.25	302.7	318.41	6.49	5.19
Total State	241.37	253.06		4.84	
TSTPS Stg.-I	313.16	287.82	355.8	-8.09	23.62
TSTPS Stg.-II	282.75	256.85	328.94	-9.16	28.07
FSTPS-I&II		388.93	760.56		
FSTPS-III		450.31	787.08		
KhSTPS Stg.-I		372.92	719.66		
KhSTPS Stg.-II		361.00	536.99		
Barh-STPS-I		-	542.65		
Darlipali	288.37	280	358.95	-2.90	28.20
Central Thermal	294.75	292.18	389.53	-0.87	33.32
Chukha	249.1	248.43	248.43	-0.27	0.00
TALA	224.04	234.82	234.78	4.81	-0.02
Teesta	172.13	198.75	202.55	15.47	1.91
Mangdechhu	434.6	433.43	433.43	-0.27	0.00
Central Hydro	266.65	275.35	275.77	3.26	0.15
Total EREB	290.66	290.01	377.86	-0.22	30.29
GRAND TOTAL (incl. PGCIL)	278.06	297.69	327.51	7.06	10.02

Special Appropriation

FY 2023-24 (Rs. Crore)



Particulars	Proposed special appropriation by GRIDCO (Principal repayment)
8.79% GRIDCO Power Bond	31.87
STL from REC (FY2022-23)	83.33
Bank Loans	1477.34
Availed during FY 2015-16	62.52
Availed during FY 2016-17	199.08
Availed during FY 2017-18	109.44
Availed during FY 2018-19	125.28
Availed during FY 2019-20	220.08
Availed during FY 2020-21	419.88
Availed during FY 2021-22	341.06

- GRIDCO proposes to deduct margin earned from sale of surplus power (sale price minus variable charges) from the repayment liability for the year and allow the balance repayment amount in the following manner:
 - Allow as a part of the annual revenue requirement,
 - Allow a regulatory surcharge recovery as a percentage of bulk supply tariff, or
 - Allow as a regulatory asset with an amortisation in a defined period of 3 to 5 years, as the Hon'ble Commission deems fit
- Pass through of special appropriation towards bank loan and other loan - not to be considered as per decision of the Commission in earlier BSP orders.
- Revenue from trading of power and/or state government budgetary provision can be used.
- As per last year order: GRIDCO can sell the surplus power to the industries having CGP with Contract Demand (CD) through a tripartite agreement executed between GRIDCO, concerned Distribution Licensee and the concerned Industry.

Pass through expenses FY 2023-24 (Rs Crore)



Generators	Amount (Rs. Cr.)
OPGC	
OPGC-I & II for FY 2022-23(Apr-Sep'22)	11.56
OPGC-III & IV for FY 2022-23(Apr-Sep'22)	14.82
OPGC-I & II for FY 2023-24	76.11
NTPC	
Differential Amount to be Pass-through for Apr'22 to Sep'22	348.11
Payment made by GRIDCO to KBUNL as per one time settlement reached between GRIDCO & KBUNL on 21.05.2022	295.00
Ash Transportation Charges Claimed by NTPC as per CERC Order dated 28.10.2022	229.63
Renewable	
Solar	37.96
Non-Solar	49.10
Central Hydro	
Teesta-V	10.12
Total	1072.41

- OPGC year-end charges for FY 2023-24 may be allowed as per approval.
- NTPC: power purchase cost non-approved sources may not be considered. Payment to KBUNL may be considered after review during true-up. Ash transportation cost is till not paid by GRIDCO.
- Payment to Renewable may be allowed if the amount is paid by GRIDCO.

Interest Financing and Other Exp. FY 2023-24 (Rs. Crore)



	Approved FY 2021-22	Approved 22-23	Proposed 23-24	% Increase 22-23 vs 21- 22	% Increase 23-24 vs 22- 23
1. Interest & Financial Charges	75.20	39.53	543.46	-47.43%	1274.80%
2. Other Costs:					
a. Employee Cost	11.42	13.25	23.52	16.02%	77.51%
b. A&G Cost	5.42	5.59	13.07	3.14%	133.81%
c. Repair & Maintenance Cost	0.7	0.85	0.81	21.43%	-4.71%
<i>Sub-Total</i>	17.54	19.69	37.40	12.26%	89.94%
3. Depreciation	1.33	1.02	1.31	-23.31%	28.43%
Total (1+2+3)	94.07	60.24	582.17	-35.96%	866.42%

- Interest impact of loans availed by GRIDCO from FY 2016-17 onwards should not be allowed as per the decisions of the Commission in earlier orders.
- Para 362 of FY 22-23: *“The Commission observed that GRIDCO instead of collecting its dues from the erstwhile DISCOMs availed loan from the commercial institutions and the Commission had taken a view not to allow interest on loan availed by GRIDCO after FY 2015-16. The Commission is continuing with the same approach and accordingly not inclined to allow any interest on loan availed by GRIDCO after FY 2015-16..”* – the same methodology may be followed.
- Reasons for substantial increase in other costs may be scrutinized.

ARR Analysis of GRIDCO

FY 2023-24 (Rs.Crore)



Particulars	Approved 21-22	Approved 22-23	Proposed 23-24	% Increase 22-23 vs 21-22	% Increase 23-24 vs 22-23
Power Purchase cost	8005.77	9,071.93	12,236.74*	13.32%	34.89%
Interest and Financial Charges, Depreciation and Other cost	94.07	60.24	582.18	-35.96%	866.43%
Pass through expenses and Special Appropriation	190.15	147.46	1072.41	-22.45%	627.25%
Gross Revenue Requirement	8,289.99	9,279.63	13,891.33	11.94%	49.70%
Less: (i) Miscellaneous Receipt NALCO & IMFA	44.52	44.52	51.94	0.00%	16.67%
Net Revenue Requirement	8,245.47	9,235.11	13,839.39	12.00%	49.86%
Expected Revenue Receipts from DISCOMs at Current BSP	8,257.57	9,213.95	11,513.63	11.58%	24.96%
Surplus (+)/Gap (-)	12.10	-21.16	-2,325.76	-274.88%	10,891.30%

*Net expenses after considering surplus energy sale

Proposed BSP for FY 2023-24



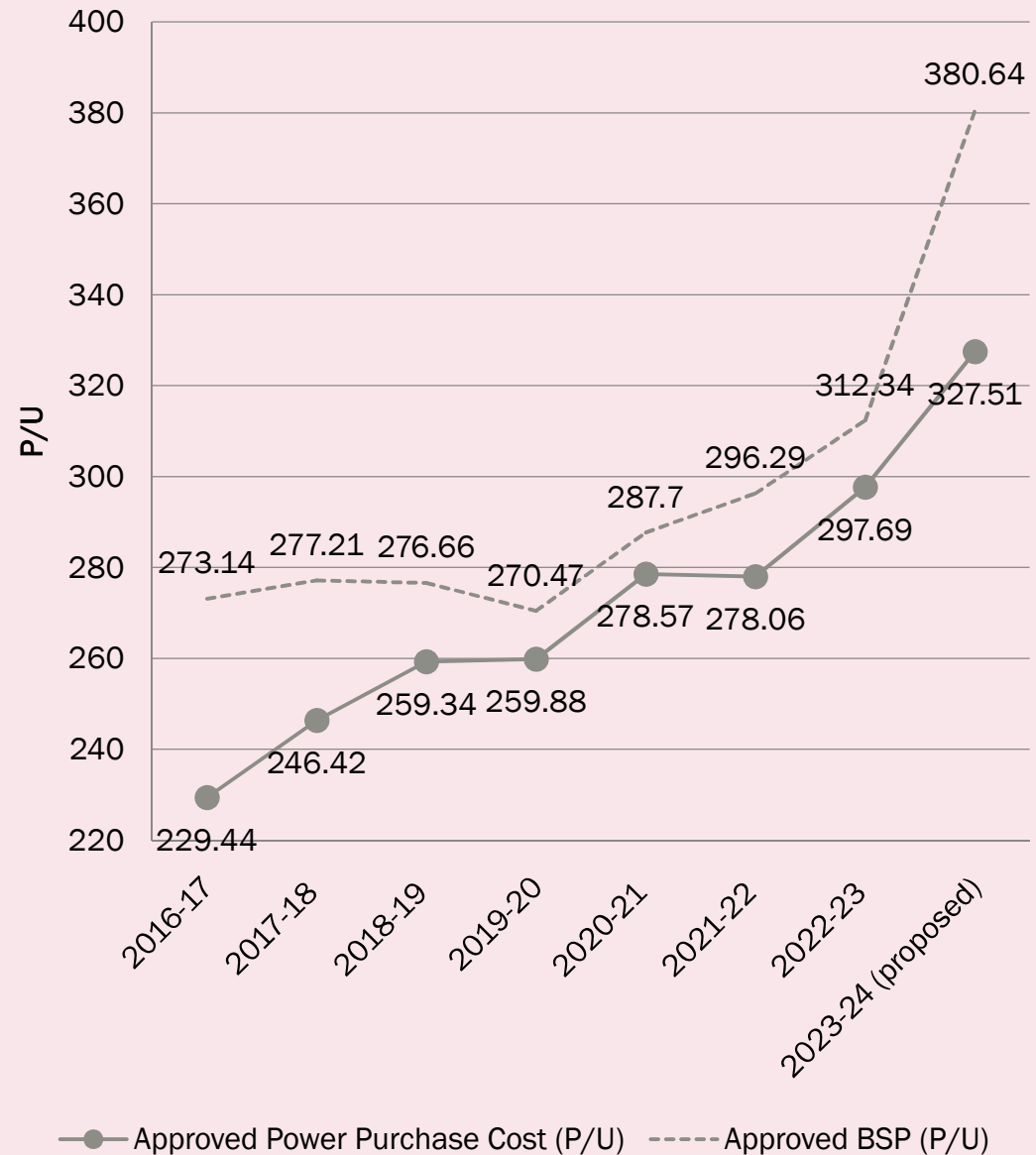
SL. NO.	COMPONENTS	Amount
		Rs. Crore
1	Net ARR to be recovered through BSP without consider RoE	13839.39
2	Units to be sold to DISCOMs Utilities (MU)	36,358
3	Net Revenue to be recovered through sale of 36,358 MU at existing average BSP	11513.63
4	Deficit Revenue (without ROE) at existing Average BSP (1-3)	2,325.79
5	Proposed Average BSP to recover the Net Total Aggregate Revenue i.e. (ENERGY CHARGE ONLY) (P/U)	380.64

Power Purchase Cost vs BSP

FY 2023-24



	Approved Power Purchase Cost (P/U)	Approved BSP (P/U)	PPC % Increase	BSP % Increase
2014-15	227	263	-0.87%	-0.75%
2015-16	230	284	1.32%	7.98%
2016-17	229.44	273.14	-0.24%	-3.82%
2017-18	246.42	277.21	7.40%	1.49%
2018-19	259.34	276.66	5.24%	-0.20%
2019-20	259.88	270.47	0.21%	-2.24%
2020-21	278.57	287.70 (revised)	7.19%	6.37%
2021-22	278.06	296.29	-0.18%	2.99%
2022-23	297.69	312.34	7.06%	5.42%
2023-24 (proposed)	327.51	380.64	10.02%	21.87%



Impact of BST on Average Tariff FY 2023-24



Parameters	Value
Average cost of supply of Discoms (FY 22-23) (P/U)	587.77
Bulk supply tariff proposed by GRIDCO (FY 23-24) (P/U)	380.64
Sale to Discoms projected by GRIDCO (FY 23-24) (MU)	36358
Power purchase cost of Discoms at proposed BST (FY 23-24) (Rs crore)	13839.31
Distribution cost, Transmission cost and SLDC charges of Discoms (as per FY 22-23 approved) (Rs crore)	4440.27
Projected total cost of Discoms (FY 23-24) (Rs crore)	18,279.58
Net saleable unit to consumers (FY 23-24) (MU) as projected by DISCOMs	28983.54
Projected Average cost of supply of Discoms at proposed BSP (FY 23-24) (P/U)	630.68
% increase in average cost of supply of Discoms	7.3%

Other proposal of GRIDCO



Issue	Details
Demand Charges for excess SMD	<p>Demand Charges may be levied @ Rs.250/kVA/Month from DISCOM Utilities on the excess SMD based on the following condition: (a) when the actual SMDs of DISCOMs in a month exceeds the permitted Monthly SMDs (105% of the approved SMD). (b) Such Charges shall not be adjusted at the end of the year even if the actual Annual SMD remains within the Permitted Annual SMD i.e. 105% of the approved Annual SMD. GRIDCO requested to approve monthly SMD for each of the DISCOMS for FY 2023-24.</p>
Over Drawl Charges	<p>GRIDCO requested to approve monthly quantum of energy for sale to each DISCOM's for FY 2023-24. GRIDCO proposes for recovery of charges on account of any excess drawl of energy by a DISCOM during a month over and above the monthly approved energy quantum <u>at actual power purchase cost incurred for excess drawl</u> (including transmission, deviation charges, transmission loss and etc.) or <u>at approved BSP rate for each Discom</u>, whichever is higher, on a monthly basis.</p>
Fuel Price Adjustment (FPA)	<p>Draft OERC Retail Tariff Regulations, 2022 have provision of pass through of monthly power purchase cost under Fuel and Power Purchase Cost Adjustment Surcharge (FPPAS). However, till the time such mechanism has been put into practice GRIDCO requested to formulate a mechanism for monthly or quarterly determination of FPA component.</p>
Revision in Rebate Policy	<p>The BSP bill of GRIDCO needs to be settled by the end of the month of billing itself. Currently, CERC allows maximum rebate of 1.50% for making payment to the generators and transmission licensee within a period of 5 days. The rebate policy must be consistent with the rebate mechanism between GRIDCO and generators (including NTPC and NHPC stations).</p> <ul style="list-style-type: none"> • For crediting the BSP bill of the DISCOM to GRIDCO's designated current bank account within a period of five (5) working days, a rebate of 1.5 % shall be allowed. • Where the amount is credited on any day after five (5) working days and within a period of twenty-five (25) days of presentation of bill, a rebate of 1.00% shall be allowed. • The DISCOMs may pay their BSP dues in staggered manner, but for eligibility of rebate, total current BSP dues needs to be settled by the DISCOM within 25th day.

Other proposal of GRIDCO



Issue	Details
Special concessional tariff	GRIDCO proposes to continue with the same arrangement as per FY 2022-23 order with a revised tariff of Rs. 5.25/kVAh (beyond 70% LF) for FY 2023-24,
Commitment Charges for new and additional Load	GRIDCO requested the Commission to impose commitment charges @ Rs.250/KVA/Month on industries which apply for new or additional load. Such commitment charges may be in form of a lump-sum deposit with the respective Discoms which GRIDCO shall be allowed to forfeit from the Discom if the consumer does not avail the load as per the commitment.
Disparity in recovery of Fixed Charge and Variable Charge between Discoms and GRIDCO	GRIDCO submits that it has to recover the ARR through a BSP which is 100% variable charge whereas GRIDCO makes payment to the generators and transmission utilities in terms of fixed as well as variable component. The Proposal is: (a) allow GRIDCO to recover its expenses from DISCOMS under two-part tariff mechanism in the ratio of Fixed and Variable Charge to be incurred during the ensuing year. (b) devise adequate penalty mechanism for refraining the DISCOMS from frequent under-drawl and over-drawl which the DISCOMS may apply on their high value consumers on back-to-back arrangement

Summary of observations

FY 2023-24



- Energy availability from all sources may be reviewed, particularly from OPGC, IPPs and Central thermal. Costly power purchase should be avoided through merit order principle.
- Review of cost components of OPGC U#3&4 as per latest order.
- Review of all charges in case of Central thermal power plants. Fixed charges should be based on CERC orders only. As per earlier order, costs only from approved sources should be considered.
- Review transmission loss and transmission charges in case of Central sector projects.
- Power procurement quantum and rate for all IPPs may be reviewed.
- Substantial claim for special appropriation for principal repayment, which may not be allowed as per earlier orders of the OERC.
- Pass through expenses of differential power purchase cost of NTPC stations should not be part of projected ARR.
- Payment on account of interest on various loans may be reviewed and interest expenses of loan taken from FY 2016-17 onwards should not be allowed, as per earlier decision of the Commission.
- Employee cost, A&G expenses, and R&M expenses may be reviewed.
- Other proposal of GRIDCO may be reviewed based on existing norms in₂₄ force.



THANK YOU !